

D A R R A N

Prado

price list | effective January 2016 | updated 1.19.17



PRADO PRICE LIST REVISIONS

DATE	PAGE	MODIFICATION	DESCRIPTION
7.20.16	ALL	Removed Finish	Removed discontinued finish GRC Caramel Cherry
8.2.16	ALL	Removed finishes	Removed finishes WCM, GCM Clear Maple and WWM, GWM Wheat Maple"
8.26.16	N/A	Edited Tackboards	Half size overhead tackboard SKUs and sizes have been corrected
12.12.16	38	Added Product	Added 94" Buffet Credenza

TABLE OF CONTENTS

Product index 2

General Information 4

Limited Lifetime Warranty 5

Damages | Returns | Reparis 6

Ordering Information 7

GSA Customer Information 8

Freight..... 9

Features & Advantages 10

Finishes | Specifications..... 12

Edges | Pulls | Knobs..... 13

Grommets | Grommet Reference 14

Ganging | Height Reference 15

Modesty Reference | Doors | Grain Direction 16

Drawer Dimensions | FILING Reference 17

Double Pedestal Desk 18

Table Desk..... 20

Single Pedestal Desk 21

Conference Desk 23

Returns..... 26

Bridges 28

Corner Units..... 29

Freestanding Credenzas..... 30

Workstation Credenzas..... 39

Pedestals 42

Single Height Freestanding Overheads 43

Overhead Accessories..... 46

Single Height Wall Hung Overheads 50

Wall Hung Accessories 52

Overhead Half Towers 57

Overhead Bookcases 61

Vertical Half Towers 62

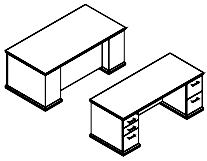
Vertical Full Towers 64

Bookcases..... 67

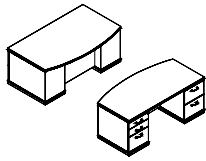
Reception..... 68

Options 72

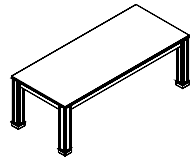
Power and Data..... 95



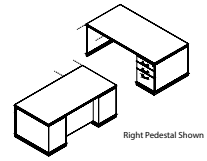
PAGE 18
DESK



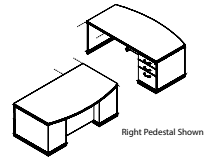
PAGE 19
DESK



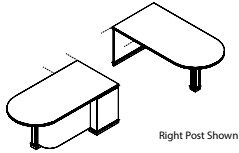
PAGE 20
TABLE DESKS



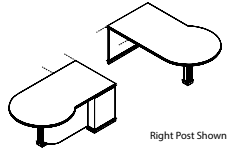
PAGE 21
WORKSTATION DESKS



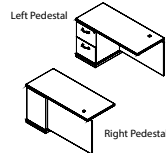
PAGE 22
WORKSTATION DESKS



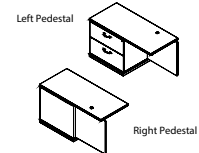
PAGE 23
CONFERENCE WORKSTATION DESKS



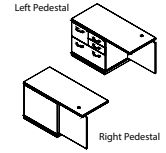
PAGE 24
CONFERENCE WORKSTATION DESKS



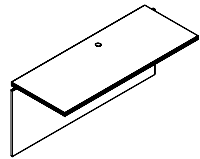
PAGE 25
WORKSTATION "L" RETURNS



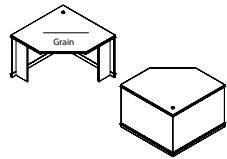
PAGE 26
WORKSTATION "L" RETURNS



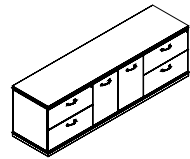
PAGE 27
WORKSTATION "L" RETURNS



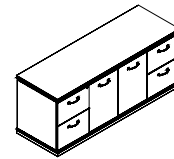
PAGE 28
WORKSTATION BRIDGES



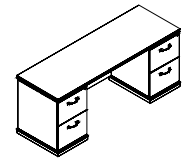
PAGE 29
CORNER UNIT



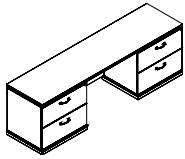
PAGE 30
CREDENZAS



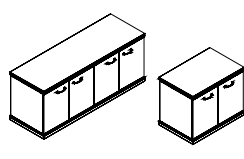
PAGE 31
CREDENZAS



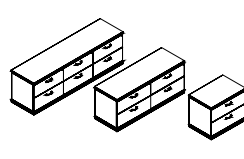
PAGE 32
CREDENZAS



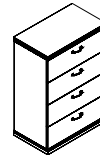
PAGE 33
CREDENZAS



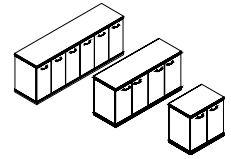
PAGE 34
CREDENZAS



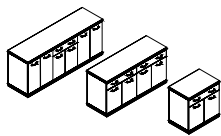
PAGE 35
CREDENZAS



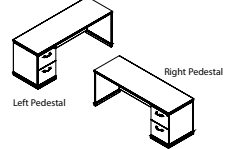
PAGE 36
CREDENZAS



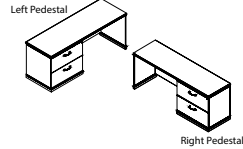
PAGE 37
CREDENZAS



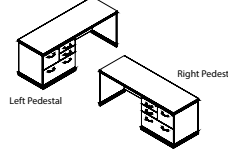
PAGE 38
CREDENZAS



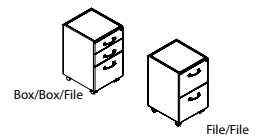
PAGE 39
WORKSTATION CREDENZAS



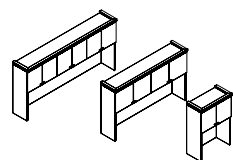
PAGE 40
WORKSTATION CREDENZAS



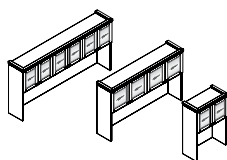
PAGE 41
WORKSTATION CREDENZAS



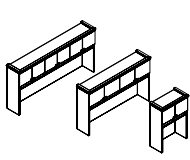
PAGE 42
UNDERSURFACE MOBILE PEDESTALS



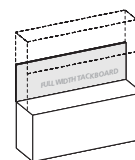
PAGE 43
OVERHEAD TASK



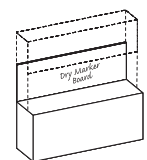
PAGE 44
OVERHEAD TASK



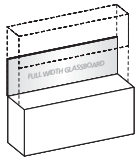
PAGE 45
OVERHEAD CONSOLES



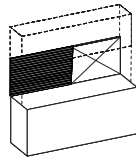
PAGE 46
OVERHEAD TACKBOARDS



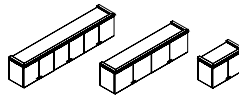
PAGE 47
OVERHEAD DRY MARKER BOARDS



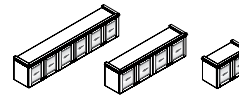
PAGE 48
OVERHEAD GLASSBOARDS



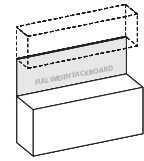
PAGE 49
OVERHEAD SLAT WALL



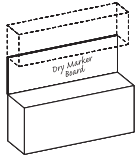
PAGE 50
WALL HUNG CABINETS



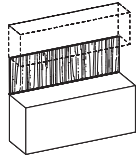
PAGE 51
WALL HUNG CABINETS



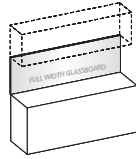
PAGE 52
WALL HUNG TACKBOARDS



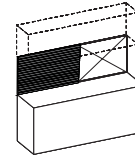
PAGE 53
WALL HUNG DRY MARKER
BOARDS



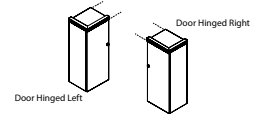
PAGE 54
WALL HUNG VENEER PANELS



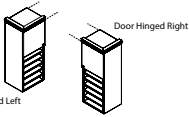
PAGE 55
WALL HUNG GLASSBOARDS



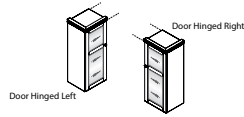
PAGE 56
WALL HUNG SLAT WALL



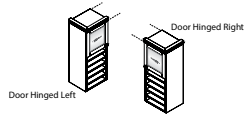
PAGE 57
GANGING - OVERHEAD TOWER -
PANEL DOORS



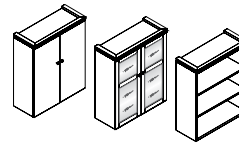
PAGE 58
OVERHEAD TOWER



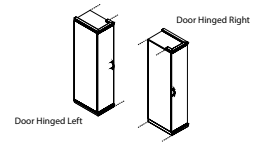
PAGE 59
OVERHEAD TOWER



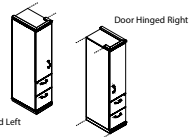
PAGE 60
OVERHEAD TOWER



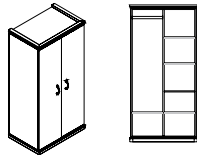
PAGE 61
OVERHEAD BOOKCASE HUTCHES



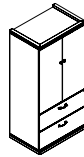
PAGE 62
HALF TOWERS



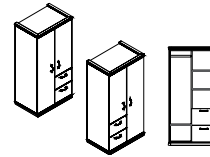
PAGE 63
HALF TOWERS



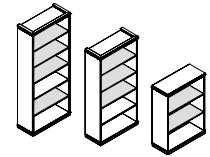
PAGE 64
VERTICAL FULL TOWER



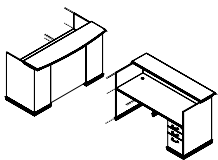
PAGE 65
VERTICAL FULL TOWER



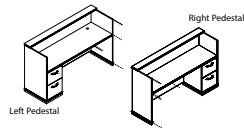
PAGE 66
VERTICAL FULL TOWER
WARDROBE / FILE / STORAGE



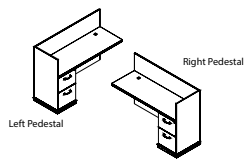
PAGE 67
BOOKCASES



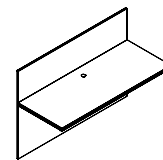
PAGE 68
RECEPTION DESKS



PAGE 69
RECEPTION CREDENZAS



PAGE 70
RECEPTION RETURNS



PAGE 71
RECEPTION BRIDGES



All DARRAN products are proudly manufactured in the U.S.A.

BUILT TO ORDER

Manufactured per order the way you want it, including modifications.

FULLY ASSEMBLED

Unless otherwise noted, all products are fully assembled and ready to use, including add-on options.

PERFORMANCE TESTED

All products are tested to ensure performance exceeds BIFMA / ANSI standards.



GREEN CERTIFIED

DARRAN has been committed to improving indoor air quality of office buildings since 1996. Since then, finish technology has allowed our commitment to continue with products that are air quality Certified Green.

DARRAN is proud to announce that all in veneer, laminate, and guest seating are MAS Certified Green for complying with the ANSI/BIFMA X 7.1 standard / LEED 4.5 Standard for low –VOC emitting Furniture.

MAS is an independent emission testing laboratory that is ISO 17025 compliant using ASTM, ANSI and CEN methods. MAS is a true 3rd party certification through NSF International to BIFMA standards and California’s ARB formaldehyde standard. Certification of compliance under the Low – VOC emitting Furniture testing, qualifies products for LEED 4.5 credits.



FINISH TECHNOLOGY

DARRAN has continued its partnership with AkzoNobel Chemicals (www.akzonobel.com) to develop a new finish technology further improving indoor air quality with a coating that meets today’s environmental standards and supports LEED buildings.

ENVI-CT (Environmental Coatings Technology) utilizes advanced European finish technology to deliver a high-end furniture coating with superior performance in appearance and durability, allowing DARRAN to deliver more sustainable products to our customers.

ENVI-CT Advantages:

- › ENVI-CT is a re-engineered high performance Coatings Top Coat
- › Exceptional hardness and clarity
- › Highly resistant to solvents and chemicals
- › Plasticizer Migration resistant
- › Excellent UV inhibitors for maximum color resistance
- › Exceeds current and proposed future Federal and State air quality requirements
- › Field Repairable
- › Dynamic chamber emissions tested and certified compliant to ANSI/BIFMA X 7.1 Standard / LEED 4.5 Standard for low – VOC emitting furniture.
- › Standard with Anti-microbial additive.

ADVANTAGES

DARRAN has upgraded the standard Anti-microbial protection, to , the latest in Silver Ion Technology. DARRAN collaborated with the world’s leader in finishing materials, to formulate an additive that will inhibit the growth of mold, mildew, fungus and bacteria on wood surfaces. This additive infuses Silver Ions into DARRAN’s ENVI-CT (Environmental Coatings Finish Technology), creating a protective surface for the life of the furniture. The best part - is standard on all DARRAN Caseloads for no additional fee.



LIMITED LIFETIME WARRANTY

DARRAN Furniture Industries, Inc. ("DARRAN") warrants that each piece of furniture manufactured in its North Carolina Facilities will be free from defects in material and workmanship for as long as the original purchaser owns and uses the product. Subject to the limitations and exclusions herein, DARRAN, at its discretion and as the sole remedy under the DARRAN Limited Lifetime Warranty, will replace or repair a defective product or components with comparable product or components free of charge. This warranty is made only to the original purchaser from an authorized DARRAN dealer, for as long as that original purchaser owns and uses the product.

LIMITATIONS: USE / CARE

- › Warranty is limited to normal single shift use.
- › Warranty is limited to generally accepted care and maintenance of natural wood products and environments.
- › Natural wood surfaces are subject to denting, scratching, and gauging if not properly used and cared for. Warranty is subject to use and care in accordance with the use and care instructions provided in the Product Care section of this site (including, but not limited to, the care and maintenance guide downloads linked thereon), available at www.darran.com/product-care, which are incorporated herein by reference.

LIMITATIONS: MATERIALS / COMPONENTS

- › Laminates, Veneers / Finishes - 10 Years
- › Electrical lamps, Ballasts, Transformers - 5 Years
- › Fabrics, Pneumatic lifts, Foam - 5 Years
- › Custom products built to customers specifications - 3 Years

WARRANTY EXCLUSIONS

Damage identified as carrier or installer related.

- › Normal wear and tear of wood products during course of ownership.
- › Color, grain, or texture of natural wood materials, laminates, and other covering materials.
- › Damages or failures resulting from misuse, abuse, negligence, improper care, modifications, or relocation.
- › Non Commercial use or locations.
- › So-called "ghost" indentions and similar damage caused by the failure to use appropriate desk or writing pads.

All Warranty Claims are subject to DARRAN-approved inspections. Disputes may involve independent third-party evaluation

QUALITY ASSURANCE

DARRAN manufactures in accordance with the standards set by Architectural Woodwork Institute (AWI) for Quality Standards.

Every unit produced at DARRAN is completely inspected by an independent quality control team located within each plant whose emphasis is on assembly, finish, and final inspections with empowerment to stop any unit not meeting DARRAN's high quality standards.

LIGHT AND NATURAL FINISHES

The beauty of veneer and all wood products comes from the

variations created by nature including color, grain, and texture. These variations are not considered defects and DARRAN's Limited Lifetime Warranty does not cover color, grain and texture variations associated with natural wood and grain seen in any finish color. DARRAN sets standards for veneer selections; however, variations, especially apparent in light/natural finishes, will occur from one piece to another even if they are finished at the same time.

Finishes such as Clear Maple, Light/Gunstock Walnut, and Clear/Caramel Cherry will display more natural characteristics due to their light stain. Grain, pattern and color from unit to unit are not guaranteed or warranted and products will not be replaced due to these variations. Exposure to light and age will cause darkening of natural wood products; therefore DARRAN cannot guarantee or warrant finish match of new products being placed with existing products in the field.

GLASS

Use of glass overlays on surfaces will void DARRAN's Limited Lifetime Warranty, unless the overlay is installed and maintained in strict accordance with DARRAN's instructions. If an overlay is to be used, please contact DARRAN for installation and maintenance instructions.

GENERAL

Performance questions will be tested to generally accepted practices and AWI guidelines and standards for wood veneer furniture. To obtain performance of the Limited Lifetime Warranty, the purchaser should contact in writing the authorized DARRAN representatives or current dealer who sold the product to the purchaser or mail the warranty claim to:

Warranty Department
DARRAN Furniture Industries, Inc.
P.O. Box 7614
High Point, NC 27264
Telephone: 336-861-2400 Toll Free: 800-334-7891
email: warranty@darran.com

EXCEPT FOR THE LIMITED LIFETIME WARRANTY EXPRESSLY DESCRIBED HEREIN, DARRAN MAKES NO OTHER REPRESENTATION OR WARRANTY OF ANY KIND, EXPRESS OR IMPLIED. DARRAN MAKES NO WARRANTY OF MERCHANTABILITY OR FITNESS FOR A PARTICULAR PURPOSE, AND DARRAN WILL NOT UNDER ANY CIRCUMSTANCES BE LIABLE FOR ANY INCIDENTAL OR CONSEQUENTIAL DAMAGES, OR ANY INDIRECT OR SPECIAL DAMAGES.

THE WARRANTY AS STATED ABOVE, SUPERSEDES ALL PREVIOUS WARRANTIES

NO HASSLE FREIGHT DAMAGED MERCHANDISE

DARRAN products are packed in specially designed cartons and padding that protects all edges and corners from damage. This is proven by an industry low damage rate of .0030% per total pieces shipped.

For qualified freight damage claims DARRAN will take responsibility for the claim and remedy processes including assuming total cost coverage from claim settlements.

(Some items may not qualify. Contact Factory for specific details.)

QUALIFIED CLAIM CONDITIONS**VISIBLE CARTON DAMAGE**

1. Take digital pictures of the damaged carton and damaged furniture if visible damage is found upon delivery at the dock
2. Open all cartons with puncture or crushed corner damage.
3. Note any damage to the goods on the Carrier's freight bill as number of pieces damaged.

CONCEALED DAMAGE

1. Take digital pictures of the furniture as it sits partially unpacked. Also, photograph external and internal carton materials that correspond with the damaged area on the product.
2. Carton and damaged unit(s) must be located at the location matching the original delivery address for Carrier inspection.
3. Digital pictures must be provided of the damaged furniture and carton materials

For qualified claims per above contact DARRAN Customer Service Department at 1-800-334-7891 or complete DARRAN's online warranty report form within the 15 day limit.
www.darran.com/warrantyreport

NON-QUALIFIED CLAIM CONDITIONS

1. Deliveries made to non-dock locations
2. Claims made after furniture is installed and/or removed from original delivery location
3. Carton and padding has been discarded
4. Carrier used was not DARRAN approved
5. Inspection reveals questionable damages

REPLACEMENT ORDERS

Replacement orders entered without replacement tagging or factory authorization is considered a new order without dispute, therefore full payment is expected and will be collected.

RETURN SHIPMENTS

DARRAN will not accept return of merchandise without a signed RA (return authorization) form.

DARRAN will specify the carrier to be used. Return bills of lading must be marked "Class 125" freight rate and a copy of the RA should be used as a packing list. All returns must be received by DARRAN within 30 days of the RA date or the products will be considered accepted by the customer.

All products being returned must be properly packed and protected to avoid freight damage. Whenever possible, use the

original cartons in which the merchandise was shipped. Freight damage, signs of usage, missing parts, etc., will result in an adjustment of any credit to be issued.

DARRAN will issue RA's for the following reasons:

1. Manufacturing defect (inspection required)
2. Order processing error by DARRAN
3. Shipping error
4. Mismarked carton / merchandise

SPECIFICATION CHANGES

We reserve the right to change without notice any dimension, style, or specification of any model in the DARRAN line. Dimensions shown in the price list are nominal. It is the buyer's responsibility to read specification carefully when matching existing goods is desired.

MANUFACTURING DEFECTS

Claims of manufacturing defects will not be entertained without prior consultation with DARRAN's warranty department. Unauthorized deduction in payment of invoices will not be allowed without prior factory approval. Unapproved deductions are subject to factor's late payment charges.

DAMAGE CLAIMS

Claims of manufacturing damage or freight damage reported as nicks, dents, scratches, etc. after installation of furniture will not be covered under warranty or freight claim.

ATTENTION: Damage claims involving glass or stone components must be inspected and damage noted on delivering freight bill to qualify for replacement.

REPAIR CHARGES

Factory authorization must be secured from DARRAN's warranty department prior to incurring repair charges. Warranty will utilize DARRAN's National Repair Service through the Furniture Medic Franchise (www.furnituremedic.com).

Repair charge authorizations are based on:

- › Set travel rate
- › Average regional job rate
- › Factory set maximum repair time
- › Falsely reported defect claims are subject to local service charges being charged to dealer/distributor.

FINISH MAINTENANCE

Wood office furniture and wood finishes can retain their natural beauty for life if proper care is taken and a stable environment is provided. Fluctuations in humidity and temperature cause panels and solid wood components to expand and contract and may lead to panel warpage and finish "checking" or cracking. Prolonged exposure of furniture to dry heat during winter months should be avoided. Careful examination of interior wood trim may indicate a damaging dry environment. If open joints, splits and cracks are appearing in trimwork consult with a HVAC professional for appropriate remedy.

DARRAN finishes are field repairable should damage occur. Professional furniture repair services are recommended. Regular cleaning with a non-silicone polish is recommended.

ORDERING

All orders should be emailed, mailed or transmitted by fax to:

DARRAN Furniture Industries, Inc.
P.O. Box 7614
High Point, NC 27264
email: orders@darran.com
Fax: 336-861-6485

DARRAN will only accept orders from authorized Dealers. All orders must be accurate and detailed. All Quick Ship orders must contain Quick Ship product ONLY. Orders should be separated and submitted according to lead time. Orders must contain Quick Ship code "QS" or have designated Quick Ship lead time to ensure correct order entry. Orders that contain multiple lead time products will be entered as one order and scheduled with the most extended lead time.

List product by office and tag accordingly. DARRAN will key alike all products under the office tag. Failure to assign and tag may result in random key number assignments. Keying is field changeable.

CREDIT APPROVAL

All orders are subject to credit approval for open account. All new accounts must be approved by a local DARRAN Sales Representative and should submit current financial information and trade references to:

DARRAN Furniture Industries, Inc. ATTN: Credit Department
P.O. Box 7614
High Point, NC 27264
Telephone: 336-861-2400 Toll Free: 800-334-7891
Fax: 336-861-2512

Orders submitted without accounts pre-approval or credit approval are subject to acceptance with lead times scheduled only after approval dates.

LEAD TIME SCHEDULE

DARRAN cannot assign a firm lead time until Credit approval and order accuracy are complete. Extended lead times due to credit or information delays are the responsibility of the Buyer.

ORDER DELAY / HOLD

Due to the committed manufacturing cost on Quick Ship processes, DARRAN cannot delay or hold orders, either in process or after completion.

CANCELLATION AND ORDER CHANGES - FEES

Acknowledged orders are considered firm orders and therefore not subject to cancellation or change. However, in the event we are able to stop an order prior to manufacturing process, we will consider cancellation or changes with a reprocessing fee of \$40.00 Net. Exceptions: Quickship orders cannot be changed or canceled after the 3rd business date after acknowledgment. Qualified changes/cancellations will be assessed a \$40.00 Net processing fee.

Changes or cancellation of order with special options or custom quoted items are also subject to additional material and vendor fee costs, plus a DARRAN special/custom reprocessing fee of \$100 NET.

ORDER MOVEUPS

Should an original scheduled ship date need to be improved, the Factory must be contacted 15 business days prior to the desired ship date. Move ups are subject to schedule availability.

ORDER ACKNOWLEDGMENT

Upon credit approval your order will be acknowledged and identified by an order number. When making reference to your order, please use this order number. Your acknowledgment is a detailed description of our interpretation of your order, pricing, shipping information, and estimated delivery date.

If you have not received an Acknowledgment within 10 Days of order issue, contact Customer Service immediately. All Quick Ship order acknowledgments will be faxed or emailed upon request to speed processing. Please read your acknowledgment carefully for correctness and notify DARRAN immediately of any discrepancies. Failure to notify relieves DARRAN from error liability.

Order acknowledgment is the final agreement between DARRAN and the customer superseding all previous communications regarding the order. DARRAN will not be responsible for errors made on orders placed by phone without written confirmation.

SELLING INFORMATION

Possession of this price list does not in itself constitute the right to sell DARRAN products. DARRAN products are sold and distributed through authorized dealerships. Contact factory for a listing of local representatives and dealerships.

INVOICE TERMS

Standard terms are NET 30 days. Finance charges of 1-1/2% will be added to delinquent accounts after 45 Days and for each 30 Days thereafter until paid.

Complaints involving newly received merchandise must be reported within 10 days from receipt to qualify for full invoice remittance suspension or term extension. Otherwise only items in dispute can be suspended from payment of invoice within terms.

WAREHOUSE/STORAGE

DARRAN will determine order warehousing approvals on a case by case basis. Orders that can be accommodated will be limited to a max of 30 days storage and must be invoiced at time of storage. Orders that exceed factory storage capacity will be transferred to local storage facilities subject to current storage rates and handling-transit charges. Storage charges must be paid prior to order release to shipping.

**EXECUTIVE OFFICE & CONFERENCE ROOM
FURNITURE**

November 3, 2015 through November 2, 2020

FSC Group 71

GSA CONTRACT NUMBER: GS-27F-001DA

Business Classification:

WBENC Certified Woman-Owned Small Business

DARRAN FURNITURE INDUSTRIES

2402 SHORE DRIVE

HIGH POINT, NC 27263

336.861.2400 FAX 336.861.6485

Business Classification:

Woman-Owned Small Business

On-line access to contract ordering information, terms and conditions, up-to-date pricing, and the option to create an electronic delivery order are available through GSA Advantage!, a menu driven database system. The INTERNET address for GSA Advantage is <http://www.fss.gsa.gov>

For more information on ordering from Federal Supply Schedules click on the FSS Schedules button at <http://www.fss.gsa.gov>

1a. Special Item Number

711-8: Executive Office Furniture

711-9: Executive Conference Room Furniture

711-11: Tables and Accessories

711-16: Upholstered Seating

711-18: Multi-purpose Seating

2. Maximum Order Limitations:

711-8 \$500,000

711-9 \$500,000

711-11 \$500,000

711-16 \$300,000

711-18 \$200,000

3. Minimum Order: \$100

4. Geographic Coverage: 48 Contiguous States and the District of Columbia

5. Point of Production: High Point, North Carolina (Randolph County)

6. Discount: Prices shown herein are List (Discount is 56.9% Off List)

7. Quantity Discounts:

• \$467,837 List to \$1,000,000 List = 59.70%

• \$1,000,001 List to \$1,315,789 List = 61.70%

8. Payment Terms: ½% - Net 15 Days, Net 30 Days

8a. Terms and Conditions of Government Credit Card Acceptance:

a. No discount allowed for payment by Government Purchase Card

b. Provide commercial credit card number

c. Provide commercial credit card expiration date

d. Provide individual's name as it appears on

credit card

e. Provide telephone number of individual to whom credit is issued

9a. Government Purchase Cards are accepted below the Micro Purchase Threshold.

9b. Government Purchase Cards are accepted above the Micro Purchase Threshold.

10. Foreign Terms: None

11a. Time of Delivery: Regular Product: 60 - 90 days after receipt of order

Quick Ship Program: Contact DARRAN

11b. Quick Ship Program: Items available for expedited delivery are included in main Price Lists.

11c. Overnight and 2-day delivery: N/A

11d. Urgent Requirements: Will be considered on an individual basis. Contact DARRAN for details.

12. FOB Point: All destinations are limited to Commercial docks only. Carriers may refuse non-dock deliveries.

12a. Freight Prices:

a. All prices shown are suggested list prices with freight included where indicated.

b. Freight allows delivery to one qualified destination.

c. Within the Continental USA, all orders above \$1,500 net are shipped FOB factory, freight prepaid and allowed. All orders less than \$1,500 net will be subject to a \$100 net freight charge.

13. Ordering Address:

DARRAN Furniture Industries

P.O. Box 7614

High Point, NC 27264

Ph: 800.334.7891

Fax: 336.861.6485

13a. Payment Address:

BB&T

P.O. Box 890011

Charlotte, NC 28289-0011

14. Warranty Provision: Limited Lifetime (Contact DARRAN for details)

15. Export Packing Charges: Quoted on request

13. Terms and Conditions: Order Cancellation / Changes.

Restocking/Returns: No merchandise may be returned without a return authorization and shipping instructions. No credit or allowance will be given for repairs to defective materials unless DARRAN has given authority to make such repairs. A restocking charge of 25% will apply.

Cancellation: No cost prior to production. After

GSA CUSTOMER INFORMATION

production has begun, only actual cost incurred will be billed to the Government that cannot be recovered through resale in 6 months

14. Terms and Condition of Rental, Maintenance and Repair: Consult the Factory.

15. Terms and Conditions of Installation: Installation by a Third party to be quoted on a per job basis. The ordering must specify what ranges of installation services are required.

16. Terms and Conditions of Repair Parts: Contact DARRAN for details.

17. List of Service and distribution points: Contact DARRAN for details..

18. Preventative Maintenance: Information enclosed with product.

19. List of Participating Dealers: Contact DARRAN for details.

23. Environmental Attributes: DARRAN is compliant with EPA standards. All plywood core material is CARB 2 compliant and contains recycled content. All DARRAN Casegood Products are BIFMA Level 2 Certified. DARRAN is FSC CoC Certified and our products are MAS Certified for Indoor Air Quality.

23a. Recyclable and Recycled Content Packaging: The corrugated packaging that is supplied to DARRAN, meets the federal mandate that requires the paperboard to be composed of 30%-50% recycled paper, and in some cases the recycled content is close to 100%.

23b. Chemical Emission: DARRAN finishes its products in an ENVI-CT Finish. (Environmental Coatings Technology). DARRAN's seating is finished with a low VOC Conversion Varnish and the casegoods are finished with a formaldehyde free, low VOC Urethane finish. These ENVI-CT finishes allow DARRAN's products to be MAS Certified Green under the ANSI BIFMA X7.1 Standard. Products assist with LEED 4.5 Credit.

23c. Vapor Emissions: DARRAN's ENVI-CT finishes use the latest environmental coatings technology to provide lasting durability and exceptional clarity with BACGUARD Silver anti-microbial protection built-in. The ENVI-CT finishes allows DARRAN casegoods to be MAS Certified Green meeting LEED Credit 4.5.

24a. Duns Number: 08-363-5318

24b. Cage Code: 0Y-6B6

24c. Federal ID Number: 56-117-1971

24d. NAICS Code: 337211

25. SAM Network: DARRAN is registered

SHIPPING SCHEDULE

When requested, DARRAN will assist in locating special express carriers that may have short transit times. These services may exceed our prepaid freight costs; therefore, pricing is limited to the Freight Excluded formula with special express charges added to the invoice.

For special deliveries, DARRAN will make every effort to meet the appointed time; however DARRAN will not be responsible for any additional charges for late deliveries beyond our control.

PRICES

- › All prices shown are suggested list prices with freight included where indicated.
- › Freight allows delivery to one qualified destination.
- › Within the Continental USA, all orders above \$1,500 net are shipped FOB factory, freight prepaid and allowed. All orders less than \$1,500 net will be subject to a \$100 net freight charge.

CALL BEFORE DELIVERY REQUEST

DARRAN will arrange for carriers to call before delivery when requested.

Important Non-Qualified Destinations DARRAN Prepaid Freight Pricing does not include delivery to:

- › Residential Areas
- › Restricted Commercial Areas
- › No Dock Locations
- › Inside delivery/setup service

Orders received and installed without professional Furniture Installers voids all Warranty Coverage.

CARRIER SELECTION

DARRAN selects and uses only carriers specialized in furniture transportation. Customer requested carriers can be authorized using Freight Excluded pricing with invoice add-on.

SPECIFIC DELIVERY TIMES

DARRAN will assist in coordinating a requested delivery time from a carrier. DARRAN makes no guarantees and accepts no responsibility for such services as DARRAN has no control over possible carrier hazards. To ensure specific time arrival, we recommend arranging single stop, designated load carriers. Less than trailer load (LTL) shipments cannot be coordinated for a guaranteed delivery time.

EXPRESS CARRIERS

When requested DARRAN will assist in locating special express carriers that may have short transit times. These services exceed our prepaid freight cost, therefore, pricing is limited to the Freight Excluded formula with special express charges added to invoice.

FEATURES & ADVANTAGES

VENEER AND HPL TOPS

Wood veneer tops and high-pressure laminate tops feature a M2 Grade, CARB2 MDF Core with balanced 3-ply construction. Tops are 1-5/16" thick on all veneer and HPL products except for the Rift Collection, which features 1-1/2" thick primary work surfaces. Tops are connected to chassis with steel angle brackets, wood cleats and dowels. DARRAN only uses HPVA A Grade Flat Cut Cherry, Maple, and Walnut Veneers that are book-matched and slip-matched. Rift-Cut White Oak and Quarter-Cut Ash are available as premium veneers. DARRAN's Rift Collection features a double-cut veneer in a rift-cut pattern for a clean linear aesthetic. Veneer tops feature shapeable MDF edges, 3/4", 1", or 3mm external solid hardwood bands based on collection and edge selection. HPL tops feature a laminate self edge, shapeable MDF edge, or a 3mm solid wood edge based on edge selection.

CHASSIS & PEDESTAL CONSTRUCTION

All pedestals and chassis are constructed with 3/4" thick balanced 3-ply panels. Panels are securely fastened together using rails that are bored and doweled, glued, metal reinforcement brackets and wood cleat construction. Thick end panels are pre-bored to accept a tee nut for the adjustable glide and are reinforced with pvc banding to prevent glide tear out. Glue blocks are used where 3/4" thick panels are joined, bored for tee nut to accept adjustable glide.

OVERHEAD CABINET CONSTRUCTION

(FREESTANDING AND WALL MOUNT)

Freestanding Overhead storage cabinets are constructed of 1" and 3/4" thick balanced 3-ply panels. Panels are attached with cam fasteners in conjunction with dowels securely adhered with PVAc (white polyvinyl acetate) glue. All surface mount cabinets connect to work surface with anti-slip tape. Wall mount cabinets are mounted to the wall with steel "z" bracket attachment method using 5mm euro screws to attach to the back of the cabinet. All units ship with a steel "z" bracket. This bracket is mounted to the wall by field installers. Installers are responsible for selecting and supplying appropriate fasteners for wall conditions.

BOOKCASE CONSTRUCTION

All chassis (sides, back, top and bottom panels) are constructed with 3/4" thick balanced 3-ply panels. Panels are attached with cam fasteners in conjunction with dowels securely adhered with PVAc (white polyvinyl acetate) glue. Shelves on all units are 3/4" thick balance 3 ply panels. Optional heavy duty shelves are 1" thick lumber core balanced 5 ply construction.

TACKBOARDS

Wall mount tackboards are constructed of .75" thick fiberboard. The fabric is precisely aligned and fitted to the tackboard with a sock on cover.

Overhead storage tackboards are constructed of .5" thick fiberboard. The fabric is precisely aligned and fitted to the tackboard and adhered to the rigid hardboard with staples.

ADJUSTABLE GLIDES

Glides provide 1" of vertical leveling adjustment. Glide bottom is durable metal.

DRAWERS

All drawers are constructed of four sides and a bottom, which are attached to a drawer front with screws for easy removal. Drawer fronts feature vertically matched veneer within each pedestal. Pencil trays are standard in all box drawers. Jamestown, Prado, Rift, and Spaces feature maple veneer 1/2" thick material for drawer sides, fronts and backs with a UV finish for maximum durability. Drawer bottoms are 7/32" thick 3-ply maple veneer. Drawer boxes are assemble at each corner with dowel joinery for maximum drawer strength. Capitol Park, Central Park, NSsq, Reception Park, and Richmond Park feature drawers that are 1/2" thick wood grained wrapped 5 sided miter-folded construction with 1/8" thick hardboard bottoms.

SUSPENSIONS

All casegoods utilize cold rolled steel zinc plated high-grade drawer suspensions. All suspensions are warranted for the lifetime of the product. Box and File drawers are full extension, featuring steel ball bearings for a smoother quieter range of motion with soft close operation and are rated 100lbs. Lateral file drawers are a progressive action full extension suspension with the soft close operation and is rated at 150lbs. Lateral files include anti tip mechanism that will allow only one drawer at a time to be opened.

HINGES

Units with doors include 95 degree swing hinges.

FILING

Capitol Park, Central Park, NSsq, Reception Park, and Richmond Park feature a highly durable black plastic extrusion that is securely fastened into a route on top of the drawer. Desk drawers are provided with a cross bar that allows for adjustability for letter or legal filing side to side, letter width filing front to back without the use of a cross bar. Credenza and Return filing is letter width front to back and legal width side to side without the use of a cross bar, letter width side to side with the use of a cross bar. Lateral files feature legal with filing side to side and two rows of letter width front to back with the use of cross bars.

Jamestown, Prado, Rift, and Spaces feature metal file frames around the perimeter of the drawers with cross bars. Desk drawers are provided with a cross bar that allows for adjustability for letter or legal filing side to side, letter width filing front to back without the use of a cross bar. . Legal width drawers are specified on desks 72" and larger, and filing is legal front to back or two rows letter side to side. Credenza and Return filing is letter width front to back and legal width side to side without the use of a cross bar, letter width side to side with the use of a cross bar. Lateral files feature legal with filing side to side and two rows of letter width front to back with the use of cross bars.

LOCKS

Silver, black or bronze face locks are standard on all desks, credenzas, returns, and modular pedestals and match the color of the pull selection. Locks are optional on door storage,

overhead storage, towers with doors and all door units. Each drawer pedestal is independently locked. Lock plugs are factory or field installed.

KEYING

Keying is available either factory or field installed. Factory installed keying is random.

WIRE MANAGEMENT

Wire management capabilities include standard and optional worksurface grommets. When grommets are standard or specified in a unit, wire channels under the surface are provided for organization and management of all communication wires and cords.

GROMMETS

Metal grommets are provided to match the drawer pull selection. Grommet is available in black, silver, white or antique brass. Must specify standard or non-standard location. Black plastic grommets are available as an option for vertical applications.

POWERPORTS

A large selection of powerports are available and handle power, data, docking stations and communication. See options section for selection.

LED TASKLIGHTS

LED task lighting provides high efficiency, low energy lighting with long life. LED lights are encased in a silver aluminum alloy material with built in switch to turn the light on/off. Lights are factory installed.

Product specifications listed below:

- Diffuser creates a softer light and eliminates hot spots.
- Built in switch with dimmer control.
- 30w 12Vdc 120V (UL approved) power supply
- Can be "daisy chained" up to 30W
- 50,000 hour life

SIZE	VOLTAGE	WATTAGE	COLOR TEMP.	CRI
24" light	12Vdc	6.4	5000K	90
48" light	12Vdc	12.8	5000K	90
60" light	12Vdc	16	5000K	90

FINISHES

"W" VENEER <small>Veneer</small>	"G" LAMINATE HPL TOPS <small>HPL</small>	"M" THERMALLY FUSED LAMINATE <small>TFL</small>
WAC Amber Cherry	GAC Amber Cherry	N/A
WRC Caramel Cherry	N/A	
WIC Crimson Cherry	GIC Crimson Cherry	
WEC Ebony Cherry	N/A	
WHC Honey Cherry	GHC Honey Cherry	
WOC Koko Cherry	GOC Koko Cherry	
WSC Scotch Cherry	N/A	
WEW Executive Walnut	GEW Executive Walnut	
WRW Gray Luster Walnut	GRW Gray Luster Walnut	
WGW Gunstock Walnut	N/A	
WJW Judicial Walnut	N/A	
WNW Natural Walnut	GNW Natural Walnut	
WTW Studio Teak Walnut	GTW Studio Teak Walnut	

Send 3x3 or larger finish chip for color match. Custom finish upcharge is 3% or \$250 Net (whichever is greater).

FINISH

ENVI-CT Green Certified European Technology Coatings Finish with Anti-microbial protection.

VENEER AND HPL TOPS

Wood veneer tops and high-pressure laminate tops feature a M2 Grade, CARB2 MDF Core with balanced 3-ply construction. Tops are 1-5/16" thick on all veneer and HPL products except for the Rift Collection, which features 1-1/2" thick primary worksurfaces. Tops are connected to chassis with steel angle brackets, wood cleats and dowels. DARRAN only uses HPVA A Grade Flat Cut Cherry, Maple, and Walnut Veneers that are book-matched and slip-matched. Rift-Cut White Oak and Quarter-Cut Ash are available as premium veneers. DARRAN's Rift Collection features a double-cut veneer in a rift-cut pattern for a clean linear aesthetic. Veneer tops feature shapeable MDF edges, 3/4", 1", or 3mm external solid hardwood bands based on collection and edge selection. HPL tops feature a laminate self edge, shapeable MDF edge, or a 3mm solid wood edge based on edge selection.

CHASSIS

3/4" thick core, particleboard rated EPP/SCS/CARB-II material with 3 ply balanced construction. Pedestal and cabinets feature dowel construction reinforced with steel bracket plates, wood cleats, screws and glue. Exposed interiors feature finished veneer of same species as exterior faces. Panel molding standard on approach and end panels of all worksurface height units.

NOTE: All units are standard with 1" adjustable glides that allow for leveling of units.

DRAWER FRONTS

Drawer fronts are vertically matched in balanced sets. Doors feature vertical veneer bookmatched horizontally in sets of 2 / 4 and 6 doors. All drawers and doors have traditional scallop profile edge shape. All tower fronts matched in vertical sets.

STANDARD WOOD DRAWERS

Optional hardwood veneer plywood drawers feature banded top and bottom edges for smoothness. Drawers are dowel joint construction with a UV cured finish over maple veneers, plus a lifetime free replacement guarantee.

RANDOM LOCKS & KEYING (STANDARD)

Locks are standard on all storage units below the worksurface. Random lock cores are installed at the factory. Some units may be shipped with the same key number. Locks are Silver, Black or Bronze and match pull finish unless specified.

- SRK: Random Silver Random Key - n/c
- BRK: Random Black Random Key - n/c
- ZRK: Random Bronze Random Key - n/c

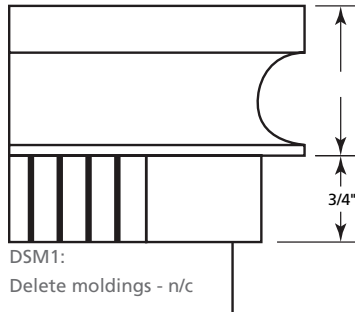
FIELD INSTALLED LOCKS & KEYING (OPTION)

Field installed lock option can be selected, each unit is shipped with an empty lock cylinder. A separate line item must be ordered to receive the numbered lock cores for field installation. Field installed locks are available at no additional charge. Specify Silver or Black Locks.

- SFK: Field Installed Silver Random Key - n/c
- BFK: Field Installed Black Random Key - n/c
- ZFK: Field Installed Bronze Random Key - n/c

STANDARD PROFILE

Prado Edge
Hardwood Rim Species Same As Surface Veneer



Tops:

1-5/16" thick with 3/4" thick Solid Hardwood Rim profile shaped on 4 sides of desk and 3 sides of credenzas.

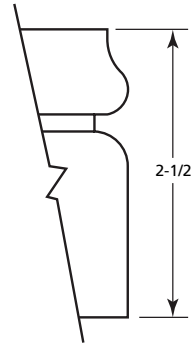
Moldings:

3/4" Dentil Moldings and corners are handfitte under top edge profile. (DSM1: Delete moldings - n/c)

Solid Hardwood Base:

Bases are constructed of solid hardwood lumber 2-1/2" x 1-5/8". 1-1/2" x 1-1/2" hardwood corner block with inserted leveler. All units are standard with a 1" adjustable glide.

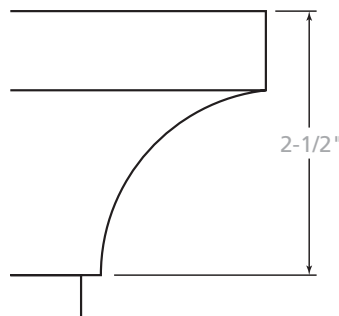
BASE PROFILE



Solid Hardwood Base:

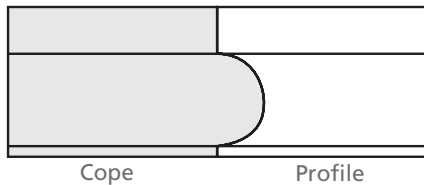
Bases are constructed of solid hardwood lumber 2-1/2" x 1-5/8". 1-1/2" x 1-1/2" hardwood corner block with inserted leveler. All units are standard with a 1" adjustable glide.

CORNICE TOP PROFILE



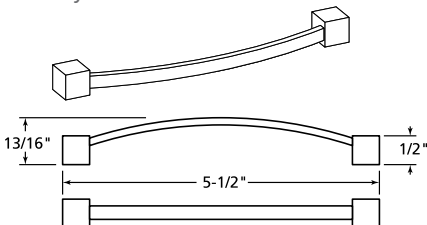
HOOKUP EDGE PROFILE

Coped Edge

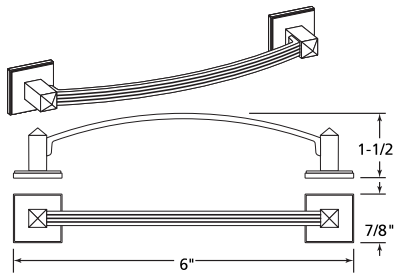


PULLS/KNOBS

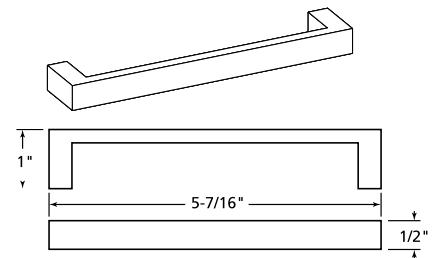
Factory Installed



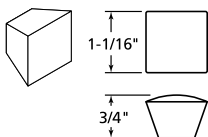
PL-125 Antique Pewter
PL-126 Antique English
PL-127 Matte Black



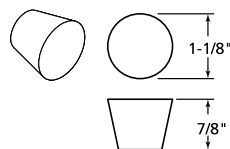
PL-220 Antique Pewter
PL-221 Matte Black



PL-115 Matte Black
PL-116 Matte Nickel



DK-125 Antique Pewter
DK-126 Antique English
DK-127 Matte Black



DK-128 Antique Pewter

OPTIONAL GROMMETS

Factory Installed

Grommets (Standard Location)


Specify Color and Left/Right/Center - \$45 ea.

- Black: TM30-R (Right), TM30-L (Left), TM30-C (Center)
- Silver: TM31-R (Right), TM31-L (Left), TM31-C (Center)
- Antique Brass: TM33-R (Right), TM33-L (Left), TM33-C (Center)

Grommets (Non-Standard Location)

Provide drawing w/ Grommet Location and Specify Color - \$90 ea.

- Black: TM30-NS
- Silver: TM31-NS
- Antique Brass: TM33-NS



Horizontal J-Channel wire management (Sku: W-1) is sold separately to conceal wire under worksurfaces.

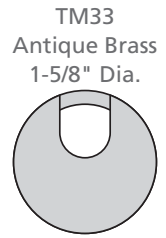
W1



TM30
Black
1-5/8" Dia.



TM31
Silver
1-5/8" Dia.



TM33
Antique Brass
1-5/8" Dia.



TM50
Black
1-5/8" Dia.

GROMMETS (VERTICAL SURFACE)


Standard Location - \$45 ea.

- Black Plastic Vertical Surface: TM50-C (Bottom Center)

Non-Standard Location - \$90 ea.

- Black Plastic Vertical Surface: TM50-NS

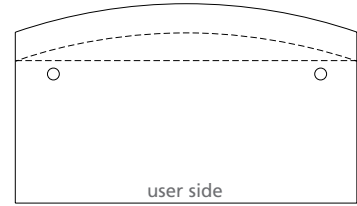
STANDARD GROMMET LOCATION REFERENCE



Desk
Specify Right or Left Grommet



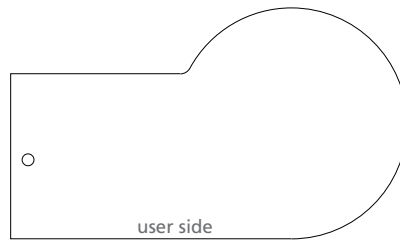
6" Overhang Desk
Specify Right or Left Grommet



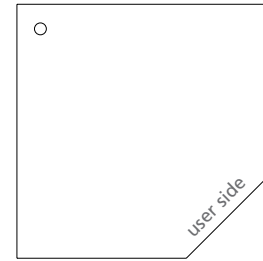
6"/12" Bow Front Desk
Specify Right or Left Grommet



Bullet Conference Desk (Right Post)
Center Grommet




P Conference Desk (Right Post)
Center Grommet



Corner
Center Grommet



Bridge
Center Grommet



Return (Left Pedestal Shown)
Right Pedestal - Left Grommet
Left Pedestal - Right Grommet



Workstation Credenza
Center Kneespace Grommet

GANGING – FLUSH CUT MODIFICATION

30”H Casework Worksurface & Base Ganging Modifications

To gang two casework units, each unit end to be ganged must be flush cut modified for gapless surfaces and cabinet chassis.

Order Option:

- FC-B: Flush Unit Both Sides(Facing) for Ganging - \$95
- FC-L: Flush Unit Left (Facing) for Ganging - \$95
- FC-R: Flush Unit Right (Facing) for Ganging - \$95

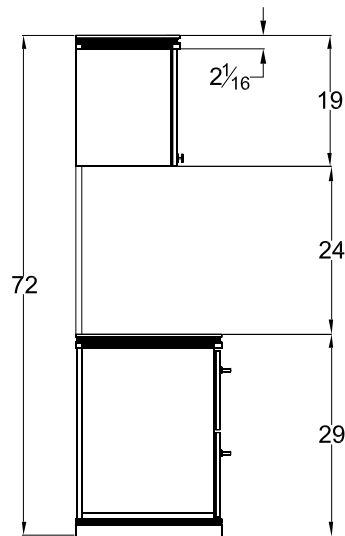
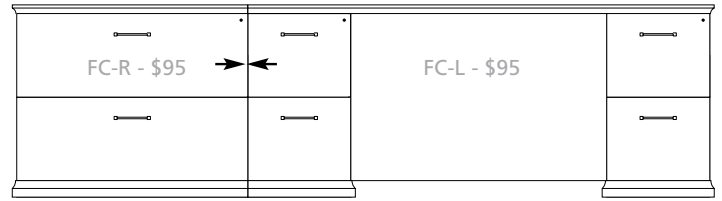
Flush cut modification per unit includes all modifications to gang to one end or both ends when units are ganged. Modification includes tops, base and molding. Modification reduces width size approximately 1” per end.

Overhead consoles and towers are offered freestanding and ganging – inclusive of flush cut modifications.

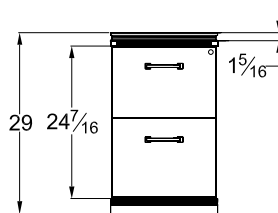
Example:

PRA3024CA104W Two Drawer Lateral File (Left) Flush Cut Right – FC-R...\$95

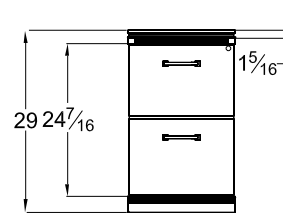
PRA7124CA054W Kneespace Credenza (Right) Flush Cut Left – FC-L...\$95



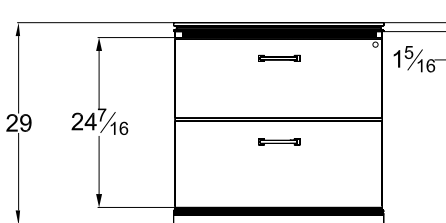
Typical Single Height Side Profile Wall Hung Overhead



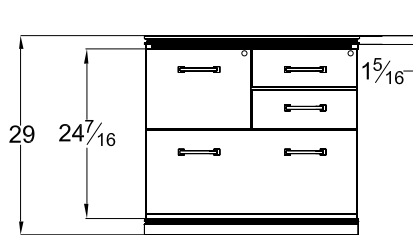
Pedestal Front Profile Box/Box/File



Pedestal Front Profile File/File

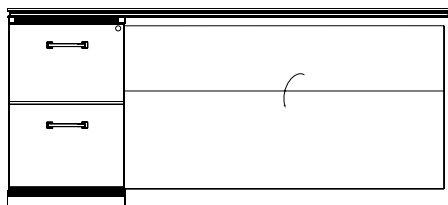


Pedestal Front Profile Lateral File

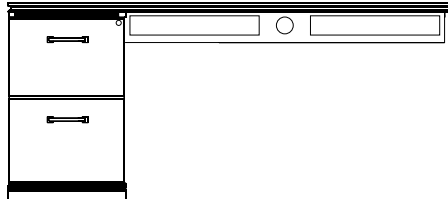


Pedestal Front Profile Multi-File


MODESTY REFERENCE



Top View



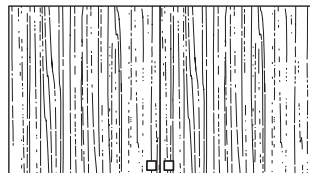
M51
Open Back Modesty with 4" Wire Management Rail



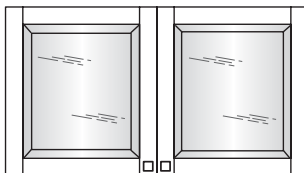
M37
Fixed Full Modesty

M34
Drop Door Tech Modesty

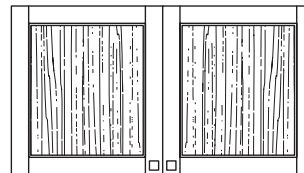
OVERHEAD DOOR DETAIL



Panel Door



Beveled Glass Door




Solid Hardwood Frame Door w/ Veneer Insert - Only Available on "W" Styles


GRAIN DIRECTION



Desk




Runoff Desk




Bridge



Credenza



Return



Corner


INTERIOR DRAWER DIMENSIONS

UNIT DEPTH	DRAWER TYPE	OVERALL DIMENSIONS			INTERIOR DRAWER DIMENSIONS			NOTES
		W	D	H	W	D	H	
15-5/8" Letter	30" Box	13-1/8	19-11/16	4	12-1/8	18-11/16	3-7/16	Units less than 72"
	30" File	13-1/8	19-11/16	9-13/16	12-1/8	18-11/16	9-5/16	Units less than 72"
	24" Box	13-1/8	16-1/16	4	12-1/8	15-1/16	3-7/16	Units less than 72"
	24" File	13-1/8	16-1/16	9-13/16	12-1/8	15-1/16	9-5/16	Units less than 72"
18-9/16" Legal	36" Box	16-1/6	19-11/16	4	12-1/8	18-11/16	3-7/16	Units 72" & above
	36" File	16-1/6	19-11/16	9-13/16	12-1/8	18-11/16	9-5/16	Units 72" & above
	30" Box	16-1/6	19-11/16	4	12-1/8	18-11/16	3-7/16	Units 72" & above
	30" File	16-1/6	19-11/16	9-13/16	12-1/8	18-11/16	9-5/16	Units 72" & above
	24" Box	16-1/6	16-1/16	4	12-1/8	15-1/16	3-7/16	Units less than 72"
	24" File	16-1/6	16-1/16	9-13/16	12-1/8	15-1/16	9-5/16	Units less than 72"
29" Lateral	24" File	26-1/2	16-1/16	9-13/16	25-1/2	15-1/16	9-5/16	Workstation Credenzas less than 82"
31" Lateral	24" File	28-9/16	16-1/16	9-13/16	27-9/16	15-1/16	9-5/16	Multi-File Lateral File
35" Lateral	24" File	32-1/2	16-1/16	9-13/16	31-1/2	15-1/16	9-5/16	Workstation Credenzas over 83"


FILING REFERENCE

FILING FOR 24" DEPTH UNITS

13" Wide File Drawer - 16" Deep




Letter Front to Back




Legal Side to Side with File Rail

FILING FOR 30" & 36" DEPTH UNITS


13" Wide File Drawer - 20" Deep



Letter Front to Back




Legal Side to Side with File Rail




Letter Side to Side with File Rail

29" LATERAL FILE DRAWER

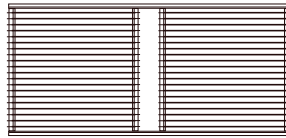
26-1/2" Wide File Drawer - 16-1/16" Deep



Legal Side to Side




Legal Side to Side
Letter Front to Back with File Rail



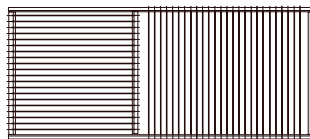
Letter Front to Back with File Rail

35" LATERAL FILE DRAWER

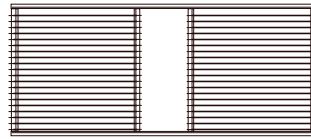
32-1/2" Wide File Drawer - 16-1/16" Deep



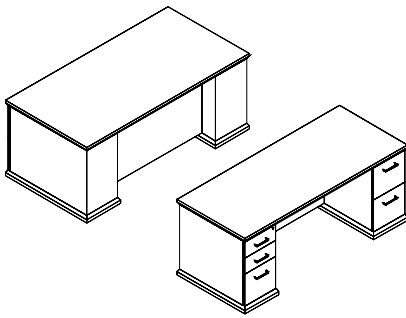
Legal Side to Side



Legal Side to Side
Letter Front to Back with File Rail



Letter Front to Back with File Rail



BREAKFRONT - DOUBLE PEDESTAL

STANDARD FEATURES

- Adjustable glides
- Full extension drawers - locking
- Soft close suspension drawer(s)
- Solid hardwood base/dentil molding

NOTES

- Glides adjust 1"

[CLICK HERE TO VIEW PRODUCT INDEX](#)

1 SELECT A STYLE

DIMENSIONS		STYLE NUMBER	LIST PRICE	STYLE NUMBER	LIST PRICE	STYLE NUMBER	LIST PRICE
W" x D" x H"	WGT	"W" Veneer Top Veneer Chassis		"G" High Pressure Laminate Top Veneer Chassis		"M" Thermally Fused Laminate Top Thermally Fused Laminate Chassis	
Legal Width Double Letter Filing							
84 x 36 x 29	395	PRA8436DD000W	5235	PRA8436DD000G	5235	"M" Option N/A	
72 x 36 x 29	375	PRA7236DD000W	4745	PRA7236DD000G	4745	"M" Option N/A	
Letter Width Legal / Letter Filing							
72 x 30 x 29	350	PRA7230DD000W	4624	PRA7230DD000G	4624	"M" Option N/A	
66 x 30 x 29	320	PRA6630DD000W	4500	PRA6630DD000G	4500	"M" Option N/A	

2 SELECT A FINISH

"W" Veneer	"G" HPL	"M" TFL	Finish
WAC	GAC	-	Amber Cherry
WRC	-	-	Caramel Cherry
WIC	GIC	-	Crimson Cherry
WEC	-	-	Ebony Cherry
WHC	GHC	-	Honey Cherry
WOC	GOC	-	KoKo Cherry
WSC	-	-	Scotch Cherry
WEW	GEW	-	Executive Walnut
WRW	GRW	-	Gray Luster Walnut
WGW	-	-	Gunstock Walnut
WJW	-	-	Judicial Walnut
WNW	GNW	-	Natural Walnut
WTW	GTW	-	Studio Teak Walnut

3 SELECT AN EDGE



Prado

5 OPTIONS

ACCESSORIES

- K1: Center Drawer - \$275
- K4: Box Drawer Black Dura-Leather Bottom - 475
- K28: Articulating keyboard w/ mouse pad (Installed) - \$375
- K29-S: Carved Solid Wood center Drawer - \$395
- P1-A: Pullout writing shelf - \$195
- PC10A: desk Pedestal Wire Cavity - \$95

DRAWER

- P6: Modify File/File to Box/Box/File - \$50

GROMMETS (STANDARD LOCATION)

- Specify Color and Location Right/Left - \$45 ea.
- Black: TM30-R (Right), TM30-L (Left)
- Silver: TM31-R (Right), TM31-L (Left)
- Antique Brass: TM33-R (Right), TM33-L (Left)

GROMMETS (NON-STANDARD LOCATION)

- Provide drawing w/ Grommet Location and Specify Color - \$90 ea.
- Black: TM30-NS
- Silver: TM31-NS
- Antique Brass: TM33-NS

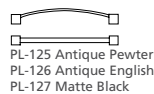
MOLDING

- DSM1: Delete Dentil Molding Only - n/c

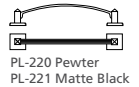
4 SELECT HARDWARE



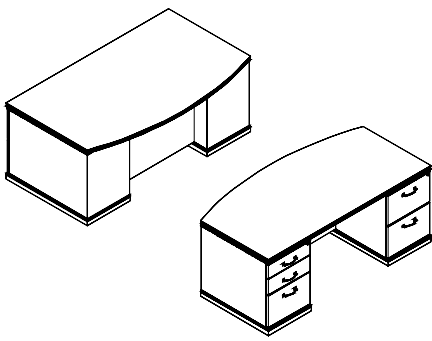
PL-115 Matte Black
PL-116 Matte Nickel



PL-125 Antique Pewter
PL-126 Antique English
PL-127 Matte Black



PL-220 Pewter
PL-221 Matte Black



BOWFRONT / BREAKFRONT DOUBLE PEDESTAL

STANDARD FEATURES

- Adjustable glides
- Full extension drawers - locking
- Soft close suspension drawer(s)
- Solid hardwood base/dentil molding

NOTES

- Glides adjust 1"

[CLICK HERE TO VIEW PRODUCT INDEX](#)

1 SELECT A STYLE

DIMENSIONS		STYLE NUMBER	LIST PRICE	STYLE NUMBER	LIST PRICE	STYLE NUMBER	LIST PRICE
W" x D" x H"	WGT	"W" Veneer Top Veneer Chassis		"G" HPL High Pressure Laminate Top Veneer Chassis		"M" TFL Thermally Fused Laminate Top Thermally Fused Laminate Chassis	
Legal Width Double Letter Filing							
84 x 36/42 x 29	420	PRA8442DD006W	5971	PRA8442DD006G	5971	"M" Option N/A	
72 x 36/42 x 29	390	PRA7242DD006W	5481	PRA7242DD006G	5481	"M" Option N/A	
Letter Width Legal / Letter Filing							
72 x 30/36 x 29	345	PRA7236DD006W	5359	PRA7236DD006G	5359	"M" Option N/A	

2 SELECT A FINISH

"W" Veneer	"G" HPL	"M" TFL	
WAC	GAC	-	Amber Cherry
WRC	-	-	Caramel Cherry
WIC	GIC	-	Crimson Cherry
WEC	-	-	Ebony Cherry
WHC	GHC	-	Honey Cherry
WOC	GOC	-	KoKo Cherry
WSC	-	-	Scotch Cherry
WEW	GEW	-	Executive Walnut
WRW	GRW	-	Gray Luster Walnut
WGW	-	-	Gunstock Walnut
WJW	-	-	Judicial Walnut
WNW	GNW	-	Natural Walnut
WTW	GTW	-	Studio Teak Walnut

3 SELECT AN EDGE



Prado

5 OPTIONS

ACCESSORIES

- K1: Center Drawer - \$275
- K28: Articulating keyboard w/ mouse pad (Installed) - \$375
- P1-A: Pullout writing shelf - \$195
- PC10A: desk Pedestal Wire Cavity - \$95

DRAWER

- P6: Modify File/File to Box/Box/File - \$50

GROMMETS (STANDARD LOCATION)

Specify Color and Location Right/Left - \$45 ea.

- Black: TM30-R (Right), TM30-L (Left)
- Silver: TM31-R (Right), TM31-L (Left)
- Antique Brass: TM33-R (Right), TM33-L (Left)

GROMMETS (NON-STANDARD LOCATION)

Provide drawing w/ Grommet Location and Specify Color - \$90 ea.

- Black: TM30-NS
- Silver: TM31-NS
- Antique Brass: TM33-NS

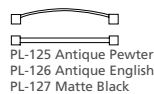
MOLDING

- DSM1: Delete Dentil Molding Only - n/c

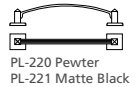
4 SELECT HARDWARE



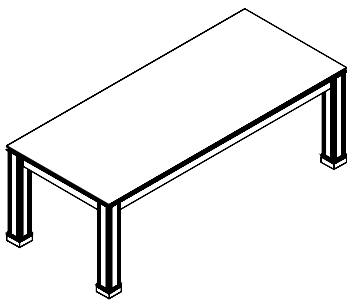
PL-115 Matte Black
PL-116 Matte Nickel



PL-125 Antique Pewter
PL-126 Antique English
PL-127 Matte Black



PL-220 Pewter
PL-221 Matte Black



FLUTED LEG TABLE DESK

STANDARD FEATURES

- Adjustable glides
- Dentil molding
- Full extension drawers - locking
- Post leg 4" x 4" w/ flute detailing
- Solid hardwood base/dentil molding
- Utility center drawer w/ black Dura-Leather bottom

NOTES

- Glides adjust 1"

[CLICK HERE TO VIEW PRODUCT INDEX](#)

1 SELECT A STYLE

DIMENSIONS		STYLE NUMBER	LIST PRICE	STYLE NUMBER	LIST PRICE	STYLE NUMBER	LIST PRICE
W" x D" x H"	WGT	"W" Veneer Top Veneer Chassis		"G" High Pressure Laminate Top Veneer Chassis		"M" Thermally Fused Laminate Top Thermally Fused Laminate Chassis	
84 x 36 x 29	250	PRA8436DT107W	5235	PRA8436DT107G	5235	"M" Option N/A	
72 x 36 x 29	235	PRA7236DT107W	4745	PRA7236DT107G	4745	"M" Option N/A	

2 SELECT A FINISH

"W" Veneer	"G" HPL	"M" TFL	
WAC	GAC	-	Amber Cherry
WRC	-	-	Caramel Cherry
WIC	GIC	-	Crimson Cherry
WEC	-	-	Ebony Cherry
WHC	GHC	-	Honey Cherry
WOC	GOC	-	KoKo Cherry
WSC	-	-	Scotch Cherry
WEW	GEW	-	Executive Walnut
WRW	GRW	-	Gray Luster Walnut
WGW	-	-	Gunstock Walnut
WJW	-	-	Judicial Walnut
WNW	GNW	-	Natural Walnut
WTW	GTW	-	Studio Teak Walnut

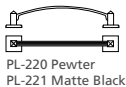
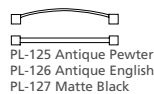
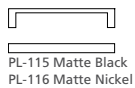
3 SELECT AN EDGE

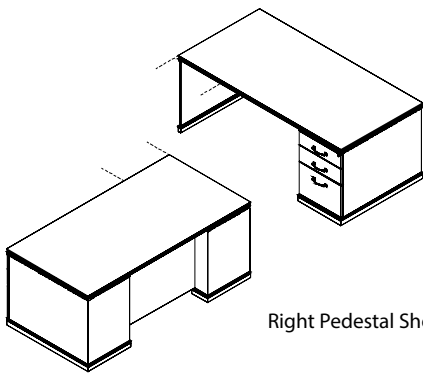


5 OPTIONS

GROMMETS (STANDARD LOCATION)
Specify Color and Location Right/Left - \$45 ea.
- Black: TM30-R (Right), TM30-L (Left)
- Silver: TM31-R (Right), TM31-L (Left)
- Antique Brass: TM33-R (Right), TM33-L (Left)

4 SELECT HARDWARE





Right Pedestal Shown

BREAKFRONT - SINGLE PEDESTAL

STANDARD FEATURES

- Adjustable glides
- Breakfront modesty
- Full extension drawers - locking
- Hookup hardware
- Soft close suspension drawer(s)
- Solid hardwood base/dentil molding

NOTES

- Glides adjust 1"

[CLICK HERE TO VIEW PRODUCT INDEX](#)

1 SELECT A STYLE

DIMENSIONS		STYLE NUMBER	LIST PRICE	STYLE NUMBER	LIST PRICE	STYLE NUMBER	LIST PRICE
W" x D" x H"	WGT	"W" Veneer Top Veneer Chassis		"G" High Pressure Laminate Top Veneer Chassis		"M" Thermally Fused Laminate Top TFL	
Legal/dbl Letter Filing (Right Pedestal)							
84 x 36 x 29	320	PRA8436DS010W	4366	PRA8436DS010G	4366	"M" Option N/A	
72 x 36 x 29	300	PRA7236DS010W	3999	PRA7236DS010G	3999	"M" Option N/A	
Legal/dbl Letter Filing (Left Pedestal)							
84 x 36 x 29	320	PRA8436DS009W	4366	PRA8436DS009G	4366	"M" Option N/A	
72 x 36 x 29	300	PRA7236DS009W	3999	PRA7236DS009G	3999	"M" Option N/A	
legal/letter filing (Right Pedestal)							
72 x 30 x 29	275	PRA7230DS010W	3877	PRA7230DS010G	3877	"M" Option N/A	
66 x 30 x 29	250	PRA6630DS010W	3754	PRA6630DS010G	3754	"M" Option N/A	
legal/letter filing (Left Pedestal)							
72 x 30 x 29	275	PRA7230DS009W	3877	PRA7230DS009G	3877	"M" Option N/A	
66 x 30 x 29	250	PRA6630DS009W	3754	PRA6630DS009G	3754	"M" Option N/A	

2 SELECT A FINISH

"W" Veneer	"G" HPL	"M" TFL	
WAC	GAC	-	Amber Cherry
WRC	-	-	Caramel Cherry
WIC	GIC	-	Crimson Cherry
WEC	-	-	Ebony Cherry
WHC	GHC	-	Honey Cherry
WOC	GOC	-	KoKo Cherry
WSC	-	-	Scotch Cherry
WEW	GEW	-	Executive Walnut
WRW	GRW	-	Gray Luster Walnut
WGW	-	-	Gunstock Walnut
WJW	-	-	Judicial Walnut
WNW	GNW	-	Natural Walnut
WTW	GTW	-	Studio Teak Walnut

3 SELECT AN EDGE



5 OPTIONS

ACCESSORIES

- K1: Center Drawer - \$275
- K28: Articulating keyboard w/ mouse pad (Installed) - \$375
- P1-A: Pullout writing shelf - \$195
- PC10A: desk Pedestal Wire Cavity - \$95

DRAWER

- P6: Modify Box/Box/File to File/File - \$50

GROMMETS (STANDARD LOCATION)

Specify Color and Location Right/Left - \$45 ea.

- Black: TM30-R (Right), TM30-L (Left)
- Silver: TM31-R (Right), TM31-L (Left)
- Antique Brass: TM33-R (Right), TM33-L (Left)

GROMMETS (NON-STANDARD LOCATION)

Provide drawing w/ Grommet Location and Specify Color - \$90 ea.

- Black: TM30-NS
- Silver: TM31-NS
- Antique Brass: TM33-NS

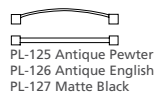
MOLDING

- DSM1: Delete Dentil Molding Only - n/c

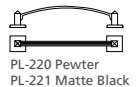
4 SELECT HARDWARE



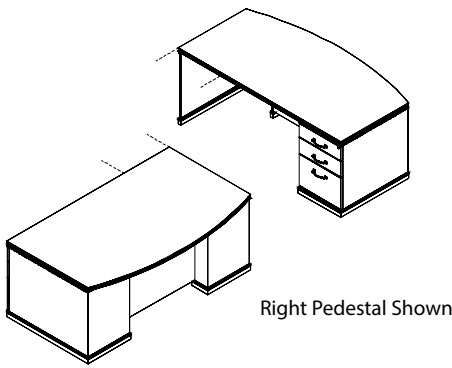
PL-115 Matte Black
PL-116 Matte Nickel



PL-125 Antique Pewter
PL-126 Antique English
PL-127 Matte Black



PL-220 Pewter
PL-221 Matte Black



BOWFRONT / BREAKFRONT SINGLE PEDESTAL

STANDARD FEATURES

- Adjustable glides
- Breakfront modesty
- Full extension drawers - locking
- Hookup hardware
- Soft close suspension drawer(s)
- Solid hardwood base/dentil molding

NOTES

- Glides adjust 1"

[CLICK HERE TO VIEW PRODUCT INDEX](#)

1 SELECT A STYLE

DIMENSIONS		STYLE NUMBER	LIST PRICE	STYLE NUMBER	LIST PRICE	STYLE NUMBER	LIST PRICE
W" x D" x H"	WGT	"W" Veneer Top Veneer Chassis		"G" HPL High Pressure Laminate Top Veneer Chassis		"M" TFL Thermally Fused Laminate Top Thermally Fused Laminate Chassis	
Legal/dbl Letter Filing (Right Pedestal)							
84 x 36/42 x 29	340	PRA8442DS018W	4980	PRA8442DS018G	4980	"M" Option N/A	
72 x 36/42 x 29	320	PRA7242DS018W	4611	PRA7242DS018G	4611	"M" Option N/A	
Legal/dbl Letter Filing (Left Pedestal)							
84 x 36/42 x 29	340	PRA8442DS017W	4980	PRA8442DS017G	4980	"M" Option N/A	
72 x 36/42 x 29	320	PRA7242DS017W	4611	PRA7242DS017G	4611	"M" Option N/A	
legal/letter filing (Right Pedestal)							
72 x 30/36 x 29	295	PRA7236DS018W	4490	PRA7236DS018G	4490	"M" Option N/A	
legal/letter filing (Left Pedestal)							
72 x 30/36 x 29	295	PRA7236DS017W	4490	PRA7236DS017G	4490	"M" Option N/A	

2 SELECT A FINISH

"W" Veneer	"G" HPL	"M" TFL	
WAC	GAC	-	Amber Cherry
WRC	-	-	Caramel Cherry
WIC	GIC	-	Crimson Cherry
WEC	-	-	Ebony Cherry
WHC	GHC	-	Honey Cherry
WOC	GOC	-	KoKo Cherry
WSC	-	-	Scotch Cherry
WEW	GEW	-	Executive Walnut
WRW	GRW	-	Gray Luster Walnut
WGW	-	-	Gunstock Walnut
WJW	-	-	Judicial Walnut
WNW	GNW	-	Natural Walnut
WTW	GTW	-	Studio Teak Walnut

3 SELECT AN EDGE



5 OPTIONS

ACCESSORIES

- K1: Center Drawer - \$275
- K28: Articulating keyboard w/ mouse pad (Installed) - \$375
- P1-A: Pullout writing shelf - \$195
- PC10A: desk Pedestal Wire Cavity - \$95

DRAWER

- P6: Modify Box/Box/File to File/File - \$50

GROMMETS (STANDARD LOCATION)

Specify Color and Location Right/Left - \$45 ea.

- Black: TM30-R (Right), TM30-L (Left)
- Silver: TM31-R (Right), TM31-L (Left)
- Antique Brass: TM33-R (Right), TM33-L (Left)

GROMMETS (NON-STANDARD LOCATION)

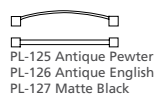
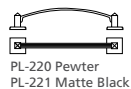
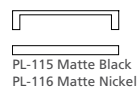
Provide drawing w/ Grommet Location and Specify Color - \$90 ea.

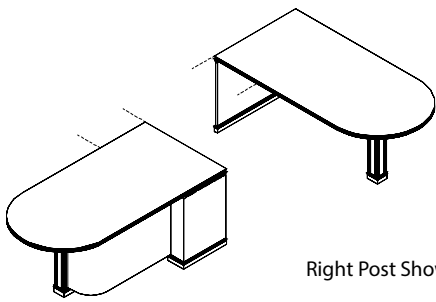
- Black: TM30-NS
- Silver: TM31-NS
- Antique Brass: TM33-NS

MOLDING

- DSM1: Delete Dentil Molding Only - n/c

4 SELECT HARDWARE





Right Post Shown

BULLET CONFERENCE DESK

STANDARD FEATURES

- Breakfront chassis
- Curved plywood modesty panel
- Fluted 4" square hardwood post w/ foot
- Hookup hardware
- Solid hardwood base/dentil molding

NOTES

- "P" Tops and Bullets are not intended to be freestanding

[CLICK HERE TO VIEW PRODUCT INDEX](#)

1 SELECT A STYLE

DIMENSIONS		STYLE NUMBER	LIST PRICE	STYLE NUMBER	LIST PRICE	STYLE NUMBER	LIST PRICE
W" x D" x H"	WGT	"W" Veneer Top Veneer Chassis		"G" HPL High Pressure Laminate Top Veneer Chassis		"M" TFL Thermally Fused Laminate Top Thermally Fused Laminate Chassis	
Right Post							
84 x 36 x 29	215	PRA8436DC022W	4255	PRA8436DC022G	4255	"M" Option N/A	
72 x 36 x 29	200	PRA7236DC022W	3888	PRA7236DC022G	3888	"M" Option N/A	
72 x 30 x 29	185	PRA7230DC022W	3826	PRA7230DC022G	3826	"M" Option N/A	
66 x 30 x 29	160	PRA6630DC022W	3765	PRA6630DC022G	3765	"M" Option N/A	
Left Post							
84 x 36 x 29	215	PRA8436DC023W	4255	PRA8436DC023G	4255	"M" Option N/A	
72 x 36 x 29	200	PRA7236DC023W	3888	PRA7236DC023G	3888	"M" Option N/A	
72 x 30 x 29	185	PRA7230DC023W	3826	PRA7230DC023G	3826	"M" Option N/A	
66 x 30 x 29	160	PRA6630DC023W	3765	PRA6630DC023G	3765	"M" Option N/A	

2 SELECT A FINISH

"W" Veneer	"G" HPL	"M" TFL	
WAC	GAC	-	Amber Cherry
WRC	-	-	Caramel Cherry
WIC	GIC	-	Crimson Cherry
WEC	-	-	Ebony Cherry
WHC	GHC	-	Honey Cherry
WOC	GOC	-	KoKo Cherry
WSC	-	-	Scotch Cherry
WEW	GEW	-	Executive Walnut
WRW	GRW	-	Gray Luster Walnut
WGW	-	-	Gunstock Walnut
WJW	-	-	Judicial Walnut
WNW	GNW	-	Natural Walnut
WTW	GTW	-	Studio Teak Walnut

3 SELECT AN EDGE



4 SELECT HARDWARE

Hardware Option Not Available

5 OPTIONS

ACCESSORIES

- K1: Center Drawer - \$275
- K2: Center Drawer w/ Skirt - \$375
- K28: Articulating keyboard w/ mouse pad (Installed) - \$375

GROMMETS (STANDARD LOCATION)

- Specify Color - \$45 ea.
- Black: TM30-C (Center)
- Silver: TM31-C (Center)
- Antique Brass: TM33-C (Center)

GROMMETS (NON-STANDARD LOCATION)

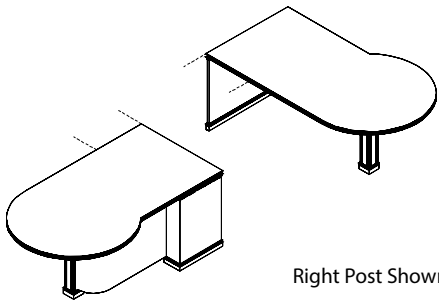
- Provide drawing w/ Grommet Location and Specify Color - \$90 ea.
- Black: TM30-NS
- Silver: TM31-NS
- Antique Brass: TM33-NS

MODESTY

- DM55: Delete Modesty Panel - Deduct \$ 75

MOLDING

- DSM1: Delete Dentil Molding Only - n/c



Right Post Shown

"P" CONFERENCE DESK

STANDARD FEATURES

- Breakfront chassis
- Curved plywood modesty panel
- Fluted 4" square hardwood post w/ foot
- Solid hardwood base/dentil molding

NOTES

- "P" Tops and Bullets are not intended to be freestanding

[CLICK HERE TO VIEW PRODUCT INDEX](#)

1 SELECT A STYLE

DIMENSIONS		STYLE NUMBER	LIST PRICE	STYLE NUMBER	LIST PRICE	STYLE NUMBER	LIST PRICE
W" x D" x H"	WGT	"W" Veneer Top Veneer Chassis		"G" High Pressure Laminate Top HPL Veneer Chassis		"M" Thermally Fused Laminate Top Thermally Fused Laminate Chassis	
Right Post							
84 x 36/42 x 29	225	PRA8442DC029W	4869	PRA8442DC029G	4869	"M" Option N/A	
72 x 36/42 x 29	210	PRA7242DC029W	4500	PRA7242DC029G	4500	"M" Option N/A	
72 x 30/36 x 29	200	PRA7236DC029W	4439	PRA7236DC029G	4439	"M" Option N/A	
66 x 30/36 x 29	190	PRA6636DC029W	4379	PRA6636DC029G	4379	"M" Option N/A	
Left Post							
84 x 36/42 x 29	225	PRA8442DC030W	4869	PRA8442DC030G	4869	"M" Option N/A	
72 x 36/42 x 29	210	PRA7242DC030W	4500	PRA7242DC030G	4500	"M" Option N/A	
72 x 30/36 x 29	200	PRA7236DC030W	4439	PRA7236DC030G	4439	"M" Option N/A	
66 x 30/36 x 29	190	PRA6636DC030W	4379	PRA6636DC030G	4379	"M" Option N/A	

2 SELECT A FINISH

"W" Veneer	"G" HPL	"M" TFL	Finish
WAC	GAC	-	Amber Cherry
WRC	-	-	Caramel Cherry
WIC	GIC	-	Crimson Cherry
WEC	-	-	Ebony Cherry
WHC	GHC	-	Honey Cherry
WOC	GOC	-	KoKo Cherry
WSC	-	-	Scotch Cherry
WEW	GEW	-	Executive Walnut
WRW	GRW	-	Gray Luster Walnut
WGW	-	-	Gunstock Walnut
WJW	-	-	Judicial Walnut
WNW	GNW	-	Natural Walnut
WTW	GTW	-	Studio Teak Walnut

3 SELECT AN EDGE

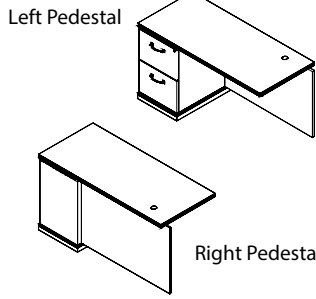


5 OPTIONS

- ACCESSORIES**
- K1: Center Drawer - \$275
 - K2: Center Drawer w/ Skirt - \$375
 - K28: Articulating keyboard w/ mouse pad (Installed) - \$375
- GROMMETS (STANDARD LOCATION)**
- Specify Color - \$45 ea.
- Black: TM30-C (Center)
 - Silver: TM31-C (Center)
 - Antique Brass: TM33-C (Center)
- GROMMETS (NON-STANDARD LOCATION)**
- Provide drawing w/ Grommet Location and Specify Color - \$90 ea.
- Black: TM30-NS
 - Silver: TM31-NS
 - Antique Brass: TM33-NS
- MODESTY**
- DM55: Delete Modesty Panel - Deduct \$ 75
- MOLDING**
- DSM1: Delete Dentil Molding Only - n/c

4 SELECT HARDWARE

Hardware Option Not Available



FILE / FILE

STANDARD FEATURES

- 1 Standard grommet - matches pull finish or specify black TM30, silver TM31 or antique brass TM33
- Finished back - open plan
- Full extension drawers - locking
- Full fixed modesty
- Soft close suspension drawer(s)
- Solid hardwood base/dentil molding

- Left pedestal gets right grommet
- Right pedestal gets left grommet
- Return Top Grain Direction Same As Desk 42" -60"W

NOTES

[CLICK HERE TO VIEW PRODUCT INDEX](#)

1 SELECT A STYLE

DIMENSIONS		STYLE NUMBER	LIST PRICE	STYLE NUMBER	LIST PRICE	STYLE NUMBER	LIST PRICE
W" x D" x H"	WGT	"W" Veneer Top Veneer Chassis		"G" HPL High Pressure Laminate Top Veneer Chassis		"M" TFL Thermally Fused Laminate Top Thermally Fused Laminate Chassis	
Left Pedestal							
60 x 24 x 29	165	PRA6024RE195W	2908	PRA6024RE195G	2908	"M" Option N/A	
54 x 24 x 29	155	PRA5424RE195W	2846	PRA5424RE195G	2846	"M" Option N/A	
48 x 24 x 29	145	PRA4824RE195W	2785	PRA4824RE195G	2785	"M" Option N/A	
42 x 24 x 29	135	PRA4224RE195W	2723	PRA4224RE195G	2723	"M" Option N/A	
Right Pedestal							
60 x 24 x 29	165	PRA6024RE196W	2908	PRA6024RE196G	2908	"M" Option N/A	
54 x 24 x 29	155	PRA5424RE196W	2846	PRA5424RE196G	2846	"M" Option N/A	
48 x 24 x 29	145	PRA4824RE196W	2785	PRA4824RE196G	2785	"M" Option N/A	
42 x 24 x 29	135	PRA4224RE196W	2723	PRA4224RE196G	2723	"M" Option N/A	

2 SELECT A FINISH

"W" Veneer	"G" HPL	"M" TFL	
WAC	GAC	-	Amber Cherry
WRC	-	-	Caramel Cherry
WIC	GIC	-	Crimson Cherry
WEC	-	-	Ebony Cherry
WHC	GHC	-	Honey Cherry
WOC	GOC	-	KoKo Cherry
WSC	-	-	Scotch Cherry
WEW	GEW	-	Executive Walnut
WRW	GRW	-	Gray Luster Walnut
WGW	-	-	Gunstock Walnut
WJW	-	-	Judicial Walnut
WNW	GNW	-	Natural Walnut
WTW	GTW	-	Studio Teak Walnut

3 SELECT AN EDGE



5 OPTIONS

ACCESSORIES

- K1: Center Drawer - \$275
- K28: Articulating keyboard w/ mouse pad (Installed) - \$375

DRAWER

- P6: Modify File/File to Box/Box/File - \$50 per pedestal
- P40B: extra Box/Box/File or File/File to Kneespace - \$985

FLUSH CUT

- FC-B: Flush Unit Both Sides(Facing) for Ganging - \$95
- FC-R: Flush Unit Right(Facing) for Ganging - \$95
- FC-L: Flush Unit Left (Facing) for Ganging - \$95

GROMMETS (NON-STANDARD LOCATION)

- Provide drawing w/ Grommet Location and Specify Color - \$90 ea.
- Black: TM30-NS
- Silver: TM31-NS
- Antique Brass: TM33-NS

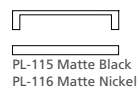
MODESTY

- M34T: "W" "G" Style Drop Door Tech Modesty - \$125
- M51: Open Back Modesty with Wire Mgmt Rail - Deduct \$95

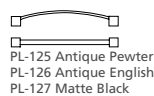
MOLDING

- DSM1: Delete Dentil Molding Only - n/c

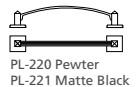
4 SELECT HARDWARE



PL-115 Matte Black
PL-116 Matte Nickel

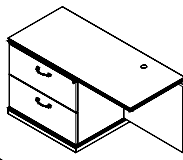


PL-125 Antique Pewter
PL-126 Antique English
PL-127 Matte Black

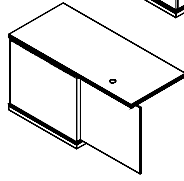


PL-220 Pewter
PL-221 Matte Black

Left Pedestal



Right Pedestal



LATERAL FILE

STANDARD FEATURES

- 1 Standard grommet - matches pull finish or specify black TM30, silver TM31 or antique brass TM33
- Finished back - open plan
- Full fixed modesty
- Full extension drawers - locking
- Soft close suspension drawer(s)
- Solid hardwood base/dentil molding

- Left pedestal gets right grommet
- Right pedestal gets left grommet
- Keyboards N/A on 48" Lateral File Returns
- Return Top Grain Direction Same As Desk 42" -60" W

NOTES

[CLICK HERE TO VIEW PRODUCT INDEX](#)

1 SELECT A STYLE

DIMENSIONS		STYLE NUMBER	LIST PRICE	STYLE NUMBER	LIST PRICE	STYLE NUMBER	LIST PRICE
W" x D" x H"	WGT	"W" Veneer Top Veneer Chassis		"G" High Pressure Laminate Top Veneer Chassis		"M" Thermally Fused Laminate Top Thermally Fused Laminate Chassis	
Left Pedestal							
60 x 24 x 29	200	PRA6024RE187W	3275	PRA6024RE187G	3275	"M" Option N/A	
54 x 24 x 29	185	PRA5424RE187W	3091	PRA5424RE187G	3091	"M" Option N/A	
48 x 24 x 29	175	PRA4824RE187W	3030	PRA4824RE187G	3030	"M" Option N/A	
Right Pedestal							
60 x 24 x 29	200	PRA6024RE188W	3275	PRA6024RE188G	3275	"M" Option N/A	
54 x 24 x 29	185	PRA5424RE188W	3091	PRA5424RE188G	3091	"M" Option N/A	
48 x 24 x 29	175	PRA4824RE188W	3030	PRA4824RE188G	3030	"M" Option N/A	

2 SELECT A FINISH

"W" Veneer	"G" HPL	"M" TFL	Finish
WAC	GAC	-	Amber Cherry
WRC	-	-	Caramel Cherry
WIC	GIC	-	Crimson Cherry
WEC	-	-	Ebony Cherry
WHC	GHC	-	Honey Cherry
WOC	GOC	-	KoKo Cherry
WSC	-	-	Scotch Cherry
WEW	GEW	-	Executive Walnut
WRW	GRW	-	Gray Luster Walnut
WGW	-	-	Gunstock Walnut
WJW	-	-	Judicial Walnut
WNW	GNW	-	Natural Walnut
WTW	GTW	-	Studio Teak Walnut

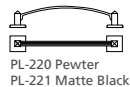
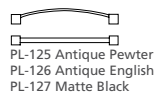
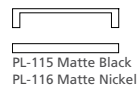
3 SELECT AN EDGE



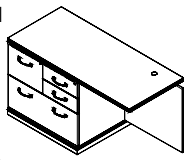
5 OPTIONS

- ACCESSORIES**
- K1: Center Drawer - \$275
 - K28: Articulating keyboard w/ mouse pad (Installed) - \$375 (n/a on 48" W units)
- DRAWER**
- P40B: extra Box/Box/File or File/File to Kneespace (n/a on 48") - \$985
- FLUSH CUT**
- FC-B: Flush Unit Both Sides(Facing) for Ganging - \$95
 - FC-R: Flush Unit Right(Facing) for Ganging - \$95
 - FC-L: Flush Unit Left (Facing) for Ganging - \$95
- GROMMETS (NON-STANDARD LOCATION)**
- Provide drawing w/ Grommet Location and Specify Color - \$90 ea.
- Black: TM30-NS
 - Silver: TM31-NS
 - Antique Brass: TM33-NS
- MODESTY**
- M34T: "W" "G" Style Drop Door Tech Modesty - \$125
 - M51: Open Back Modesty with Wire Mgmt Rail - Deduct \$95
- MOLDING**
- DSM1: Delete Dentil Molding Only - n/c

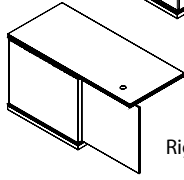
4 SELECT HARDWARE



Left Pedestal



Right Pedestal



MULTI-FILE

STANDARD FEATURES

- 1 Standard grommet - matches pull finish or specify black TM30, silver TM31 or antique brass TM33
- Full extension drawers - locking
- Multi-File is 31"W on all 42"-60" units
- Soft close suspension drawer(s)
- Solid hardwood base/dentil molding

- Right pedestal gets left grommet
- Keyboards N/A on 48" Lateral File Returns
- Return Top Grain Direction Same As Desk 42" -60"W

NOTES

- Left pedestal gets right grommet

[CLICK HERE TO VIEW PRODUCT INDEX](#)

1 SELECT A STYLE

DIMENSIONS		STYLE NUMBER	LIST PRICE	STYLE NUMBER	LIST PRICE	STYLE NUMBER	LIST PRICE
W" x D" x H"	WGT	"W" Veneer Top Veneer Chassis		"G" HPL High Pressure Laminate Top Veneer Chassis		"M" TFL Thermally Fused Laminate Top Thermally Fused Laminate Chassis	
Left Pedestal							
60 x 24 x 29	200	PRA6024RE218W	3521	PRA6024RE218G	3521	"M" Option N/A	
54 x 24 x 29	185	PRA5424RE218W	3336	PRA5424RE218G	3336	"M" Option N/A	
48 x 24 x 29	175	PRA4824RE218W	3275	PRA4824RE218G	3275	"M" Option N/A	
Right Pedestal							
60 x 24 x 29	200	PRA6024RE219W	3521	PRA6024RE219G	3521	"M" Option N/A	
54 x 24 x 29	185	PRA5424RE219W	3336	PRA5424RE219G	3336	"M" Option N/A	
48 x 24 x 29	175	PRA4824RE219W	3275	PRA4824RE219G	3275	"M" Option N/A	

2 SELECT A FINISH

"W" Veneer	"G" HPL	"M" TFL	
WAC	GAC	-	Amber Cherry
WRC	-	-	Caramel Cherry
WIC	GIC	-	Crimson Cherry
WEC	-	-	Ebony Cherry
WHC	GHC	-	Honey Cherry
WOC	GOC	-	KoKo Cherry
WSC	-	-	Scotch Cherry
WEW	GEW	-	Executive Walnut
WRW	GRW	-	Gray Luster Walnut
WGW	-	-	Gunstock Walnut
WJW	-	-	Judicial Walnut
WNW	GNW	-	Natural Walnut
WTW	GTW	-	Studio Teak Walnut

3 SELECT AN EDGE



5 OPTIONS

ACCESSORIES

- K1: Center Drawer - \$275
- K28: Articulating keyboard w/ mouse pad (Installed) - \$375 (n/a on 48" W units)

DRAWER

- P40B: extra Box/Box/File or File/File to Kneespace (n/a on 48") - \$985

FLUSH CUT

- FC-B: Flush Unit Both Sides(Facing) for Ganging - \$95
- FC-R: Flush Unit Right(Facing) for Ganging - \$95
- FC-L: Flush Unit Left (Facing) for Ganging - \$95

GROMMETS (NON-STANDARD LOCATION)

- Provide drawing w/ Grommet Location and Specify Color - \$90 ea.
- Black: TM30-NS
- Silver: TM31-NS
- Antique Brass: TM33-NS

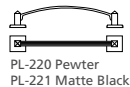
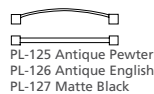
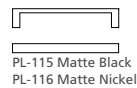
MODESTY

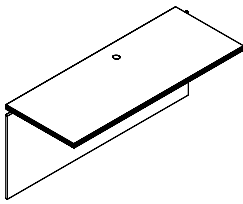
- M34T: "W" "G" Style Drop Door Tech Modesty - \$125
- M51: Open Back Modesty with Wire Mgmt Rail - Deduct \$95

MOLDING

- DSM1: Delete Dentil Molding Only - n/c

4 SELECT HARDWARE





BRIDGE - FIXED BACK

STANDARD FEATURES

- 1 Standard grommet - matches pull finish or specify black TM30, silver TM31 or antique brass TM33

NOTES

- Bridge grain direction same as Desk / Credenza

[CLICK HERE TO VIEW PRODUCT INDEX](#)

1 SELECT A STYLE

DIMENSIONS		STYLE NUMBER	LIST PRICE	STYLE NUMBER	LIST PRICE	STYLE NUMBER	LIST PRICE
W" x D" x H"	WGT	"W" Veneer Veneer Top Veneer Chassis		"G" HPL High Pressure Laminate Top Veneer Chassis		"M" TFL Thermally Fused Laminate Top Thermally Fused Laminate Chassis	
60 x 24 x 29	95	PRA6024BR150W	1559	PRA6024BR150G	1559	"M" Option N/A	
54 x 24 x 29	90	PRA5424BR150W	1438	PRA5424BR150G	1438	"M" Option N/A	
48 x 24 x 29	85	PRA4824BR150W	1314	PRA4824BR150G	1314	"M" Option N/A	
42 x 24 x 29	80	PRA4224BR150W	1252	PRA4224BR150G	1252	"M" Option N/A	
36 x 24 x 29	70	PRA3624BR150W	1226	PRA3624BR150G	1226	"M" Option N/A	

2 SELECT A FINISH

"W" Veneer	"G" HPL	"M" TFL	
WAC	GAC	-	Amber Cherry
WRC	-	-	Caramel Cherry
WIC	GIC	-	Crimson Cherry
WEC	-	-	Ebony Cherry
WHC	GHC	-	Honey Cherry
WOC	GOC	-	KoKo Cherry
WSC	-	-	Scotch Cherry
WEW	GEW	-	Executive Walnut
WRW	GRW	-	Gray Luster Walnut
WGW	-	-	Gunstock Walnut
WJW	-	-	Judicial Walnut
WNW	GNW	-	Natural Walnut
WTW	GTW	-	Studio Teak Walnut

3 SELECT AN EDGE

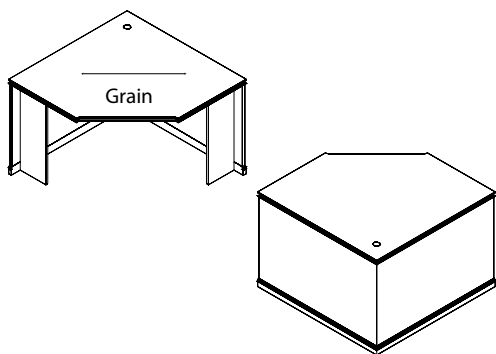


5 OPTIONS

- ACCESSORIES**
- K28: Articulating keyboard w/ mouse pad (Installed) - \$375
- BRIDGE**
- M51: Open back wall access bridge option - Deduct \$95
 - M34T: "W" "G" Style Drop Door Tech Modesty - \$125
- GROMMETS (NON-STANDARD LOCATION)**
- Provide drawing w/ Grommet Location and Specify Color - \$90 ea.
- Black: TM30-NS
 - Silver: TM31-NS
 - Antique Brass: TM33-NS
- MOLDING**
- DSM1: Delete Dentil Molding Only - n/c

4 SELECT HARDWARE

Hardware Option Not Available



CORNER UNIT

STANDARD FEATURES

- 1 Standard grommet - matches pull finish or specify black TM30, silver TM31 or antique brass TM33
- Solid hardwood base/dentil molding

NOTES

- For use with returns and bridges

[CLICK HERE TO VIEW PRODUCT INDEX](#)

1 SELECT A STYLE

DIMENSIONS		STYLE NUMBER	LIST PRICE	STYLE NUMBER	LIST PRICE	STYLE NUMBER	LIST PRICE
W" x D" x H"	WGT	"W" Veneer Top Veneer Chassis		"G" HPL High Pressure Laminate Top Veneer Chassis		"M" TFL Thermally Fused Laminate Top Thermally Fused Laminate Chassis	
48 x 48 x 29	205	PRA4848CU228W	3568	PRA4848CU228G	3568	"M" Option N/A	
42 x 42 x 29	180	PRA4242CU228W	3153	PRA4242CU228G	3153	"M" Option N/A	

2 SELECT A FINISH

"W" Veneer	"G" HPL	"M" TFL	
WAC	GAC	-	Amber Cherry
WRC	-	-	Caramel Cherry
WIC	GIC	-	Crimson Cherry
WEC	-	-	Ebony Cherry
WHC	GHC	-	Honey Cherry
WOC	GOC	-	KoKo Cherry
WSC	-	-	Scotch Cherry
WEW	GEW	-	Executive Walnut
WRW	GRW	-	Gray Luster Walnut
WGW	-	-	Gunstock Walnut
WJW	-	-	Judicial Walnut
WNW	GNW	-	Natural Walnut
WTW	GTW	-	Studio Teak Walnut

3 SELECT AN EDGE



Prado

4 SELECT HARDWARE

Hardware
Option Not
Available

5 OPTIONS

ACCESSORIES

- K1: Center Drawer - \$275
- K28: Articulating keyboard w/ mouse pad (Installed) - \$375

GROMMETS (NON-STANDARD LOCATION)

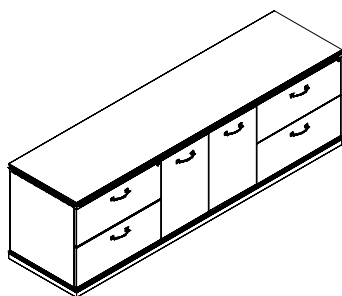
- Provide drawing w/ Grommet Location and Specify Color - \$90 ea.
- Black: TM30-NS
- Silver: TM31-NS
- Antique Brass: TM33-NS

GROMMETS (VERTICAL SURFACE)

- Standard Location - \$45 ea.
- Black Plastic Vertical Surface: TM50-C (Bottom Center)
- Non-Standard Location - \$90 ea.
- Black Plastic Vertical Surface: TM50-NS

MOLDING

- DSM1: Delete Dentil Molding Only - n/c



LATERAL FILE STORAGE

STANDARD FEATURES

- Adjustable black shelf/storage
- Adjustable glides
- Full extension drawers - locking
- Legal/Letter filing
- Soft close suspension drawer(s)
- Solid hardwood base/dentil molding

OPB Option for Open Plan application

NOTES

- Glides adjust 1"
- Unit not designed for open plan use. Select

[CLICK HERE TO VIEW PRODUCT INDEX](#)

1 SELECT A STYLE

DIMENSIONS		STYLE NUMBER	LIST PRICE	STYLE NUMBER	LIST PRICE	STYLE NUMBER	LIST PRICE
W" x D" x H"	WGT	"W" Veneer Top Veneer Chassis		"G" HPL High Pressure Laminate Top Veneer Chassis		"M" TFL Thermally Fused Laminate Top Thermally Fused Laminate Chassis	
94 x 24 x 29	450	PRA9424CA651W	7151	PRA9424CA651G	7151	"M" Option N/A	
88 x 24 x 29	400	PRA8824CA651W	7030	PRA8824CA651G	7030	"M" Option N/A	

2 SELECT A FINISH

"W"	"G"	"M"	
Veneer	HPL	TFL	
WAC	GAC	-	Amber Cherry
WRC	-	-	Caramel Cherry
WIC	GIC	-	Crimson Cherry
WEC	-	-	Ebony Cherry
WHC	GHC	-	Honey Cherry
WOC	GOC	-	KoKo Cherry
WSC	-	-	Scotch Cherry
WEW	GEW	-	Executive Walnut
WRW	GRW	-	Gray Luster Walnut
WGW	-	-	Gunstock Walnut
WJW	-	-	Judicial Walnut
WNW	GNW	-	Natural Walnut
WTW	GTW	-	Studio Teak Walnut

3 SELECT AN EDGE



5 OPTIONS

DOOR

- D2: Door Lock - \$95 per Door Set
- D6A: "W"/"G" Styles - Delete Doors and replace black laminate shelf with finished shelf - n/c
- D9SC: Soft Close Door Hinges - \$15 per Door

DRAWER

- P13: Modify Lateral File To Storage Cabinet - \$95

FLUSH CUT

- FC-B: Flush Unit Both Sides(Facing) for Ganging - \$95
- FC-R: Flush Unit Right(Facing) for Ganging - \$95
- FC-L: Flush Unit Left (Facing) for Ganging - \$95

GROMMETS (VERTICAL SURFACE)

- Standard Location - \$45
- Black Plastic Vertical Surface: TM50-C (Bottom Center)
- Non-Standard Location: Provide drawing w/ Grommet Location and Specify Color - \$90
- Black Plastic Vertical Surface: TM50-NS

MOLDING

- DSM1: Delete Dentil Molding Only - n/c

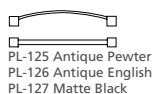
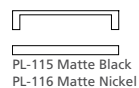
OPEN PLAN

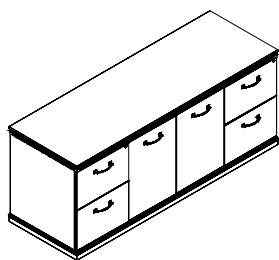
- OPB: W "G" Style - Modify Unit for Open Plan Application - \$295

SHELF

- S25: Replace Black Laminate Shelf with Finished Shelf - \$75 per Shelf

4 SELECT HARDWARE





FILE / STORAGE

STANDARD FEATURES

- 1 Adjustable black shelf/storage
- Adjustable glides
- Full extension drawers - locking
- Legal/Letter filing
- Soft close suspension drawer(s)
- Solid hardwood base/dentil molding

OPB Option for Open Plan application

NOTES

- Glides adjust 1"
- Unit not designed for open plan use. Select

[CLICK HERE TO VIEW PRODUCT INDEX](#)

1 SELECT A STYLE

DIMENSIONS		STYLE NUMBER	LIST PRICE	STYLE NUMBER	LIST PRICE	STYLE NUMBER	LIST PRICE
W" x D" x H"	WGT	"W" Veneer Top Veneer Chassis		"G" HPL Top Veneer Chassis		"M" TFL Top Thermally Fused Laminate Chassis	
71 x 24 x 29	300	PRA7124CA050W	4490	PRA7124CA050G	4490	"M" Option N/A	
65 x 24 x 29	290	PRA6524CA050W	4366	PRA6524CA050G	4366	"M" Option N/A	

2 SELECT A FINISH

"W" Veneer	"G" HPL	"M" TFL	
WAC	GAC	-	Amber Cherry
WRC	-	-	Caramel Cherry
WIC	GIC	-	Crimson Cherry
WEC	-	-	Ebony Cherry
WHC	GHC	-	Honey Cherry
WOC	GOC	-	KoKo Cherry
WSC	-	-	Scotch Cherry
WEW	GEW	-	Executive Walnut
WRW	GRW	-	Gray Luster Walnut
WGW	-	-	Gunstock Walnut
WJW	-	-	Judicial Walnut
WNW	GNW	-	Natural Walnut
WTW	GTW	-	Studio Teak Walnut

3 SELECT AN EDGE



5 OPTIONS

DOOR

- D2: Door Lock - \$95 per Door Set
- D6A: "W"/"G" Styles - Delete Doors and replace black laminate shelf with finished shelf - n/c
- D9SC: Soft Close Door Hinges - \$15 per Door

FLUSH CUT

- FC-B: Flush Unit Both Sides(Facing) for Ganging - \$95
- FC-R: Flush Unit Right(Facing) for Ganging - \$95
- FC-L: Flush Unit Left (Facing) for Ganging - \$95

GROMMETS (VERTICAL SURFACE)

- Standard Location - \$45
- Black Plastic Vertical Surface: TM50-C (Bottom Center)
- Non-Standard Location: Provide drawing w/ Grommet Location and Specify Color - \$90
- Black Plastic Vertical Surface: TM50-NS

MOLDING

- DSM1: Delete Dentil Molding Only - n/c

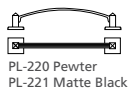
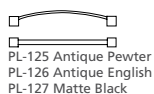
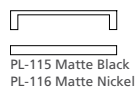
OPEN PLAN

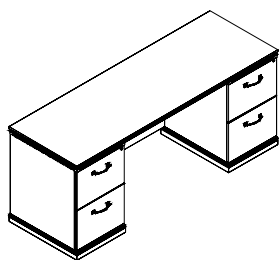
- OPB: W "G" Style - Modify Unit for Open Plan Application - \$295

SHELF

- S25: Replace Black Laminate Shelf with Finished Shelf - \$75 per Shelf

4 SELECT HARDWARE





KNEESPACE

STANDARD FEATURES

- Adjustable glides
- Full extension drawers - locking
- Kneespace w/ fixed full modesty
- Legal/Letter filing
- Soft close suspension drawer(s)
- Solid hardwood base/dentil molding

OPB Option for Open Plan application

NOTES

- Glides adjust 1"
- Unit not designed for open plan use. Select

[CLICK HERE TO VIEW PRODUCT INDEX](#)

1 SELECT A STYLE

DIMENSIONS		STYLE NUMBER	LIST PRICE	STYLE NUMBER	LIST PRICE	STYLE NUMBER	LIST PRICE
W" x D" x H"	WGT	"W" Veneer Top Veneer Chassis		"G" HPL Top Veneer Chassis		"M" TFL Top Thermally Fused Laminate Chassis	
71 x 24 x 29	260	PRA7124CA054W	3877	PRA7124CA054G	3877	"M" Option N/A	
65 x 24 x 29	250	PRA6524CA054W	3754	PRA6524CA054G	3754	"M" Option N/A	

2 SELECT A FINISH

"W" Veneer	"G" HPL	"M" TFL	
WAC	GAC	-	Amber Cherry
WRC	-	-	Caramel Cherry
WIC	GIC	-	Crimson Cherry
WEC	-	-	Ebony Cherry
WHC	GHC	-	Honey Cherry
WOC	GOC	-	KoKo Cherry
WSC	-	-	Scotch Cherry
WEW	GEW	-	Executive Walnut
WRW	GRW	-	Gray Luster Walnut
WGW	-	-	Gunstock Walnut
WJW	-	-	Judicial Walnut
WNW	GNW	-	Natural Walnut
WTW	GTW	-	Studio Teak Walnut

3 SELECT AN EDGE



5 OPTIONS

ACCESSORIES

- K1: Center Drawer - \$275
- K28: Articulating keyboard w/ mouse pad (Installed) - \$375

DRAWER

- P6: Modify File/File to Box/Box/File - \$50 per pedestal

FLUSH CUT

- FC-B: Flush Unit Both Sides(Facing) for Ganging - \$95
- FC-R: Flush Unit Right(Facing) for Ganging - \$95
- FC-L: Flush Unit Left (Facing) for Ganging - \$95

GROMMETS (STANDARD LOCATION)

- Specify Color - \$45 ea.
- Black: TM30-C (Center)
 - Silver: TM31-C (Center)
 - Antique Brass: TM33-C (Center)

GROMMETS (NON-STANDARD LOCATION)

- Provide drawing w/ Grommet Location and Specify Color - \$90 ea.
- Black: TM30-NS
 - Silver: TM31-NS
 - Antique Brass: TM33-NS

MODESTY

- M34T: "W" "G" Style Drop Door Tech Modesty - \$125
- M51: Open Back Modesty with Wire Mgmt Rail - Deduct \$95

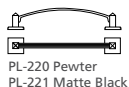
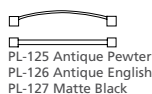
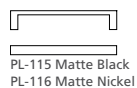
MOLDING

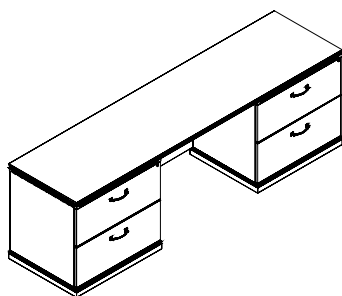
- DSM1: Delete Dentil Molding Only - n/c

OPEN PLAN

- OPB: W "G" Style - Modify Unit for Open Plan Application - \$295

4 SELECT HARDWARE





KNEESPACE LATERAL FILE

STANDARD FEATURES

- Adjustable glides
- Full extension drawers - locking
- Kneespace w/ fixed full modesty
- Lateral files - legal/double letter filing
- Soft close suspension drawer(s)
- Solid hardwood base/dentil molding

OPB Option for Open Plan application

NOTES

- Glides adjust 1"
- Unit not designed for open plan use. Select

[CLICK HERE TO VIEW PRODUCT INDEX](#)

1 SELECT A STYLE

DIMENSIONS		STYLE NUMBER	LIST PRICE	STYLE NUMBER	LIST PRICE	STYLE NUMBER	LIST PRICE
W" x D" x H"	WGT	"W" Veneer Top Veneer Chassis		"G" HPL Top Veneer Chassis		"M" TFL Top Thermally Fused Laminate Chassis	
94 x 24 x 29	400	PRA9424CA052W	5961	PRA9424CA052G	5961	"M" Option N/A	
88 x 24 x 29	350	PRA8824CA052W	5715	PRA8824CA052G	5715	"M" Option N/A	

2 SELECT A FINISH

"W" Veneer	"G" HPL	"M" TFL	
WAC	GAC	-	Amber Cherry
WRC	-	-	Caramel Cherry
WIC	GIC	-	Crimson Cherry
WEC	-	-	Ebony Cherry
WHC	GHC	-	Honey Cherry
WOC	GOC	-	KoKo Cherry
WSC	-	-	Scotch Cherry
WEW	GEW	-	Executive Walnut
WRW	GRW	-	Gray Luster Walnut
WGW	-	-	Gunstock Walnut
WJW	-	-	Judicial Walnut
WNW	GNW	-	Natural Walnut
WTW	GTW	-	Studio Teak Walnut

3 SELECT AN EDGE



5 OPTIONS

ACCESSORIES

- K1: Center Drawer - \$275
- K28: Articulating keyboard w/ mouse pad (Installed) - \$375

DRAWER

- P13: Modify Lateral File To Storage Cabinet - \$95
- P30: Modify Lateral File To Multi Box-File / Lateral - \$295

FLUSH CUT

- FC-B: Flush Unit Both Sides(Facing) for Ganging - \$95
- FC-R: Flush Unit Right(Facing) for Ganging - \$95
- FC-L: Flush Unit Left (Facing) for Ganging - \$95

GROMMETS (STANDARD LOCATION)

- Specify Color - \$45 ea.
- Black: TM30-C (Center)
- Silver: TM31-C (Center)
- Antique Brass: TM33-C (Center)

GROMMETS (NON-STANDARD LOCATION)

- Provide drawing w/ Grommet Location and Specify Color - \$90 ea.
- Black: TM30-NS
- Silver: TM31-NS
- Antique Brass: TM33-NS

MODESTY

- M34T: "W" "G" Style Drop Door Tech Modesty - \$125
- M51: Open Back Modesty with Wire Mgmt Rail - Deduct \$95

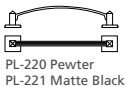
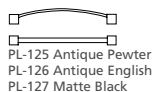
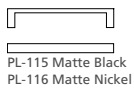
MOLDING

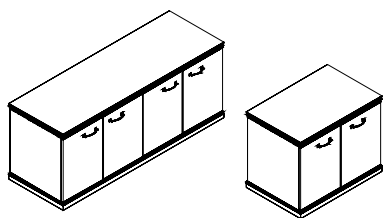
- DSM1: Delete Dentil Molding Only - n/c

OPEN PLAN

- OPB: W "G" Style - Modify Unit for Open Plan Application - \$295

4 SELECT HARDWARE





STORAGE UNITS

STANDARD FEATURES

- Adjustable glides
- Adjustable black shelf/storage
- Solid hardwood base/dentil molding

NOTES

- Glides adjust 1"

[CLICK HERE TO VIEW PRODUCT INDEX](#)

1 SELECT A STYLE

DIMENSIONS		STYLE NUMBER	LIST PRICE	STYLE NUMBER	LIST PRICE	STYLE NUMBER	LIST PRICE
W" x D" x H"	WGT	"W" Veneer Top Veneer Chassis		"G" HPL High Pressure Laminate Top Veneer Chassis		"M" TFL Thermally Fused Laminate Top Thermally Fused Laminate Chassis	
4 Door							
71 x 24 x 29	260	PRA7124CA125W	4133	PRA7124CA125G	4133	"M" Option N/A	
59 x 24 x 29	225	PRA5924CA125W	3949	PRA5924CA125G	3949	"M" Option N/A	
2 Door							
36 x 24 x 29	130	PRA3624CA125W	2417	PRA3624CA125G	2417	"M" Option N/A	
30 x 24 x 29	120	PRA3024CA125W	2295	PRA3024CA125G	2295	"M" Option N/A	

2 SELECT A FINISH

"W" Veneer	"G" HPL	"M" TFL	
WAC	GAC	-	Amber Cherry
WRC	-	-	Caramel Cherry
WIC	GIC	-	Crimson Cherry
WEC	-	-	Ebony Cherry
WHC	GHC	-	Honey Cherry
WOC	GOC	-	KoKo Cherry
WSC	-	-	Scotch Cherry
WEW	GEW	-	Executive Walnut
WRW	GRW	-	Gray Luster Walnut
WGW	-	-	Gunstock Walnut
WJW	-	-	Judicial Walnut
WNW	GNW	-	Natural Walnut
WTW	GTW	-	Studio Teak Walnut

3 SELECT AN EDGE



5 OPTIONS

ACCESSORIES

- REF-01: Modify storage section for refrigerator (Open back/water mat) - \$195

DOOR

- D2: Door lock - \$95 per door set
- D6A: "W"/"G" Styles - Delete Doors and replace black laminate shelf with finished shelf - n/c
- D9SC: Soft Close Door Hinges - \$15 per Door

FLUSH CUT

- FC-B: Flush Unit Both Sides(Facing) for Ganging - \$95
- FC-R: Flush Unit Right(Facing) for Ganging - \$95
- FC-L: Flush Unit Left (Facing) for Ganging - \$95

GROMMETS (STANDARD LOCATION)

- Specify Color and Location (Right/Left/Center) - \$45 ea.
- Black: TM30-R (Right), TM30-L (Left), TM30-C (Center)
- Silver: TM31-R (Right), TM31-L (Left), TM31-C (Center)
- Antique Brass: TM33-R (Right), TM33-L (Left), TM33-C (Center)

GROMMETS (NON-STANDARD LOCATION)

- Provide drawing w/ Grommet Location and Specify Color - \$90 ea.
- Black: TM30-NS, Silver: TM31-NS, Antique Brass: TM33-NS

GROMMETS (VERTICAL SURFACE)

- Standard Location - \$45 ea.
- Black Plastic Vertical Surface: TM50-C (Bottom Center)
- Non-Standard Location - \$90 ea.
- Black Plastic Vertical Surface: TM50-NS

MOLDING

- DSM1: Delete Dentil Molding Only - n/c

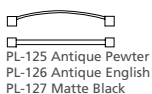
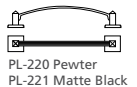
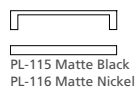
OPEN PLAN

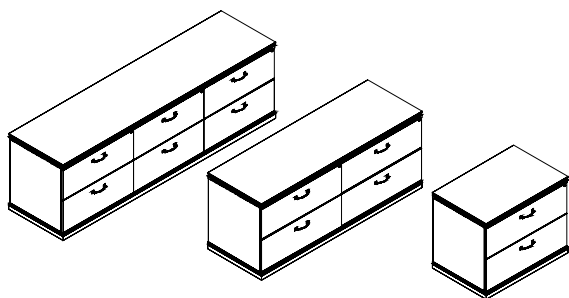
- OPB: W "G" Style - Modify Unit for Open Plan Application - \$295

SHELF

- S25: Replace Black Laminate Shelf with Finished Shelf - \$75 per Shelf

4 SELECT HARDWARE





LATERAL FILES

STANDARD FEATURES

- Adjustable glides
- Anti-tilt safety feature
- Back is painted black
- Full extension drawers - locking
- Legal/Double letter filing
- Soft close suspension drawer(s)
- Solid hardwood base/dentil molding

- Unit not designed for open plan use. Select OPB Option for Open Plan application

NOTES

- Glides adjust 1"

[CLICK HERE TO VIEW PRODUCT INDEX](#)

1 SELECT A STYLE

DIMENSIONS		STYLE NUMBER	LIST PRICE	STYLE NUMBER	LIST PRICE	STYLE NUMBER	LIST PRICE
W" x D" x H"	WGT	"W" Veneer Top Veneer Chassis		"G" HPL High Pressure Laminate Top Veneer Chassis		"M" TFL Thermally Fused Laminate Top Thermally Fused Laminate Chassis	
6 Drawer							
94 x 24 x 29	525	PRA9424CA104W	7275	PRA9424CA104G	7275	"M" Option N/A	
88 x 24 x 29	490	PRA8824CA104W	7151	PRA8824CA104G	7151	"M" Option N/A	
4 Drawer							
71 x 24 x 29	325	PRA7124CA104W	5347	PRA7124CA104G	5347	"M" Option N/A	
59 x 24 x 29	290	PRA5924CA104W	5102	PRA5924CA104G	5102	"M" Option N/A	
2 Drawer							
36 x 24 x 29	170	PRA3624CA104W	2540	PRA3624CA104G	2540	"M" Option N/A	
30 x 24 x 29	160	PRA3024CA104W	2417	PRA3024CA104G	2417	"M" Option N/A	

2 SELECT A FINISH

"W" Veneer	"G" HPL	"M" TFL	
WAC	GAC	-	Amber Cherry
WRC	-	-	Caramel Cherry
WIC	GIC	-	Crimson Cherry
WEC	-	-	Ebony Cherry
WHC	GHC	-	Honey Cherry
WOC	GOC	-	KoKo Cherry
WSC	-	-	Scotch Cherry
WEW	GEW	-	Executive Walnut
WRW	GRW	-	Gray Luster Walnut
WGW	-	-	Gunstock Walnut
WJW	-	-	Judicial Walnut
WNW	GNW	-	Natural Walnut
WTW	GTW	-	Studio Teak Walnut

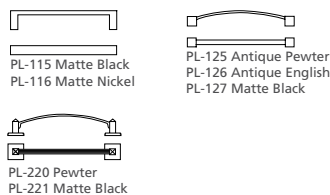
3 SELECT AN EDGE




5 OPTIONS

- DRAWER**
- P13: Modify Lateral File To Storage Cabinet - \$95 per pedestal
- FLUSH CUT**
- FC-B: Flush Unit Both Sides(Facing) for Ganging - \$95
- FC-R: Flush Unit Right(Facing) for Ganging - \$95
- FC-L: Flush Unit Left (Facing) for Ganging - \$95
- MOLDING**
- DSM1: Delete Dentil Molding Only - n/c
- OPEN PLAN**
- OPB: W "G" Style - Modify Unit for Open Plan Application - \$295

4 SELECT HARDWARE





VERTICAL LATERAL FILE

STANDARD FEATURES

- Adjustable glides
- Anti-tilt safety feature
- Back is painted black
- Full extension drawers - locking
- Legal/Double letter filing
- Soft close suspension drawer(s)

OPB Option for Open Plan application

NOTES

- Glides adjust 1"
- Unit not designed for open plan use. Select

[CLICK HERE TO VIEW PRODUCT INDEX](#)

1 SELECT A STYLE

DIMENSIONS		STYLE NUMBER	LIST PRICE	STYLE NUMBER	LIST PRICE	STYLE NUMBER	LIST PRICE
W" x D" x H"	WGT	"W" Veneer Top Veneer Chassis		"G" HPL High Pressure Laminate Top Veneer Chassis		"M" TFL Thermally Fused Laminate Top Thermally Fused Laminate Chassis	
Freestanding							
36 x 24 x 52	275	PRA3624FI111W	3888	PRA3624FI111G	3888	"M" Option N/A	
30 x 24 x 52	250	PRA3024FI111W	3765	PRA3024FI111G	3765	"M" Option N/A	

2 SELECT A FINISH

"W" Veneer	"G" HPL	"M" TFL	
WAC	GAC	-	Amber Cherry
WRC	-	-	Caramel Cherry
WIC	GIC	-	Crimson Cherry
WEC	-	-	Ebony Cherry
WHC	GHC	-	Honey Cherry
WOC	GOC	-	KoKo Cherry
WSC	-	-	Scotch Cherry
WEW	GEW	-	Executive Walnut
WRW	GRW	-	Gray Luster Walnut
WGW	-	-	Gunstock Walnut
WJW	-	-	Judicial Walnut
WNW	GNW	-	Natural Walnut
WTW	GTW	-	Studio Teak Walnut

3 SELECT AN EDGE



5 OPTIONS

FLUSH CUT

- FC-B: Flush Unit Both Sides(Facing) for Ganging - \$95
- FC-R: Flush Unit Right(Facing) for Ganging - \$95
- FC-L: Flush Unit Left (Facing) for Ganging - \$95

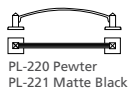
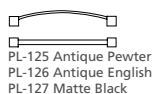
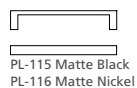
MOLDING

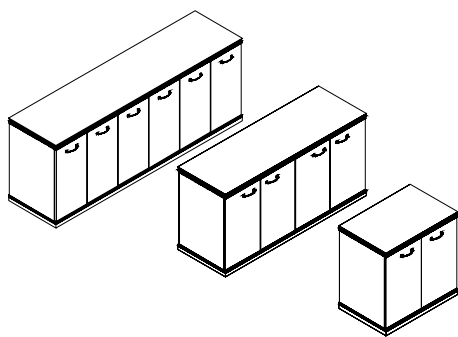
- DSM1: Delete Dentil Molding Only - n/c

OPEN PLAN

- OPB: W "G" Style - Modify Unit for Open Plan Application - \$295

4 SELECT HARDWARE





CONFERENCE STORAGE

STANDARD FEATURES

- Adjustable glides
- 1 Adjustable black shelf/storage
- Solid hardwood base/dentil molding

NOTES

- Glides adjust 1"
- Unit not designed for open plan use. Select OPB Option for Open Plan application

[CLICK HERE TO VIEW PRODUCT INDEX](#)

1 SELECT A STYLE

DIMENSIONS		STYLE NUMBER	LIST PRICE	STYLE NUMBER	LIST PRICE	STYLE NUMBER	LIST PRICE
W" x D" x H"	WGT	"W" Veneer Top Veneer Chassis		"G" HPL High Pressure Laminate Top Veneer Chassis		"M" TFL Thermally Fused Laminate Top Thermally Fused Laminate Chassis	
6 Door							
94 x 24 x 36	360	PRA9424CA124W	6450	PRA9424CA124G	6450	"M" Option N/A	
88 x 24 x 36	345	PRA8824CA124W	6327	PRA8824CA124G	6327	"M" Option N/A	
4 Door							
71 x 24 x 36	270	PRA7124CA124W	4869	PRA7124CA124G	4869	"M" Option N/A	
59 x 24 x 36	220	PRA5924CA124W	4683	PRA5924CA124G	4683	"M" Option N/A	
2 Door							
36 x 24 x 36	160	PRA3624CA124W	2785	PRA3624CA124G	2785	"M" Option N/A	
30 x 24 x 36	150	PRA3024CA124W	2663	PRA3024CA124G	2663	"M" Option N/A	

2 SELECT A FINISH

"W" Veneer	"G" HPL	"M" TFL	
WAC	GAC	-	Amber Cherry
WRC	-	-	Caramel Cherry
WIC	GIC	-	Crimson Cherry
WEC	-	-	Ebony Cherry
WHC	GHC	-	Honey Cherry
WOC	GOC	-	KoKo Cherry
WSC	-	-	Scotch Cherry
WEW	GEW	-	Executive Walnut
WRW	GRW	-	Gray Luster Walnut
WGW	-	-	Gunstock Walnut
WJW	-	-	Judicial Walnut
WNW	GNW	-	Natural Walnut
WTW	GTW	-	Studio Teak Walnut

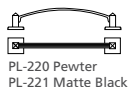
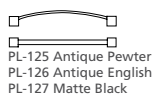
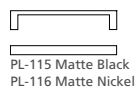
3 SELECT AN EDGE

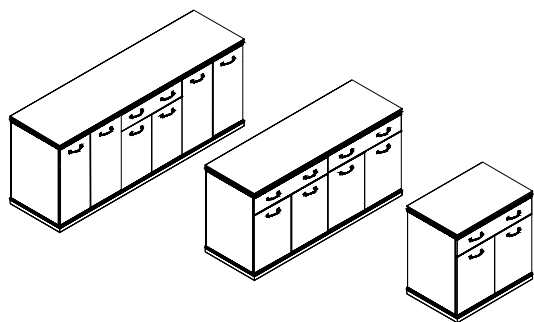


5 OPTIONS

- ACCESSORIES**
- REF-01: Modify storage section for refrigerator (Open back/water mat) - \$195
- DOOR**
- D2: Door lock - \$95 per door set
 - D6A: "W"/"G" Styles - Delete Doors and replace black laminate shelf with finished shelf - n/c
 - D9SC: Soft Close Door Hinges - \$15 per Door
- FLUSH CUT**
- FC-B: Flush Unit Both Sides(Facing) for Ganging - \$95
 - FC-R: Flush Unit Right(Facing) for Ganging - \$95
 - FC-L: Flush Unit Left (Facing) for Ganging - \$95
- GROMMETS (STANDARD LOCATION)**
- Specify Color and Location (Right/Left/Center) - \$45 ea.
- Black: TM30-R (Right), TM30-L (Left), TM30-C (Center)
 - Silver: TM31-R (Right), TM31-L (Left), TM31-C (Center)
 - Antique Brass: TM33-R (Right), TM33-L (Left), TM33-C (Center)
- GROMMETS (NON-STANDARD LOCATION)**
- Provide drawing w/ Grommet Location and Specify Color - \$90 ea.
- Black: TM30-NS, Silver: TM31-NS, Antique Brass: TM33-NS
- GROMMETS (VERTICAL SURFACE)**
- Standard Location - \$45 ea.
- Black Plastic Vertical Surface: TM50-C (Bottom Center)
- Non-Standard Location - \$90 ea.
- Black Plastic Vertical Surface: TM50-NS
- MOLDING**
- DSM1: Delete Dentil Molding Only - n/c
- OPEN PLAN**
- OPB: W "G" Style - Modify Unit for Open Plan Application - \$295
- SHELF**
- S25: Replace Black Laminate Shelf with Finished Shelf - \$75 per Shelf

4 SELECT HARDWARE





BUFFET CREDENZA

STANDARD FEATURES

- 1 Adjustable black shelf/storage
- Adjustable glides
- Full extension drawers - locking
- Soft close suspension drawer(s)
- Utility drawer with felt liner

NOTES

- Glides adjust 1"
- Unit not designed for open plan use. Select OPB Option for Open Plan application

[CLICK HERE TO VIEW PRODUCT INDEX](#)

1 SELECT A STYLE

DIMENSIONS		STYLE NUMBER	LIST PRICE	STYLE NUMBER	LIST PRICE	STYLE NUMBER	LIST PRICE
W" x D" x H"	WGT	"W" Veneer Top Veneer Chassis		"G" High Pressure Laminate Top HPL Veneer Chassis		"M" Thermally Fused Laminate Top TFL Thermally Fused Laminate Chassis	
6 Door							
94 x 24 x 36	350	PRA9424CA126W	6226	PRA9424CA126G	6226	"M" Option N/A	
4 Door							
71 x 24 x 36	300	PRA7124CA126W	5470	PRA7124CA126G	5470	"M" Option N/A	
2 Door							
36 x 24 x 36	160	PRA3624CA126W	2908	PRA3624CA126G	2908	"M" Option N/A	

2 SELECT A FINISH

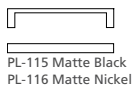
"W" Veneer	"G" HPL	"M" TFL	
WAC	GAC	-	Amber Cherry
WRC	-	-	Caramel Cherry
WIC	GIC	-	Crimson Cherry
WEC	-	-	Ebony Cherry
WHC	GHC	-	Honey Cherry
WOC	GOC	-	KoKo Cherry
WSC	-	-	Scotch Cherry
WEW	GEW	-	Executive Walnut
WRW	GRW	-	Gray Luster Walnut
WGW	-	-	Gunstock Walnut
WJW	-	-	Judicial Walnut
WNW	GNW	-	Natural Walnut
WTW	GTW	-	Studio Teak Walnut

3 SELECT AN EDGE

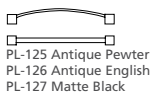


Prado

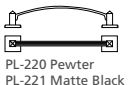
4 SELECT HARDWARE



PL-115 Matte Black
PL-116 Matte Nickel



PL-125 Antique Pewter
PL-126 Antique English
PL-127 Matte Black



PL-220 Pewter
PL-221 Matte Black

5 OPTIONS

ACCESSORIES

- REF-01: Modify storage section for refrigerator (Open back/water mat) - \$195

DOOR

- D2: Door lock - \$95 per door set
- D6A: "W"/"G" Styles - Delete Doors and replace black laminate shelf with finished shelf - n/c
- D9SC: Soft Close Door Hinges - \$15 per Door

FLUSH CUT

- FC-B: Flush Unit Both Sides(Facing) for Ganging - \$95
- FC-R: Flush Unit Right(Facing) for Ganging - \$95
- FC-L: Flush Unit Left (Facing) for Ganging - \$95

GROMMETS (STANDARD LOCATION)

- Specify Color and Location (Right/Left/Center) - \$45 ea.
- Black: TM30-R (Right), TM30-L (Left), TM30-C (Center)
- Silver: TM31-R (Right), TM31-L (Left), TM31-C (Center)
- Antique Brass: TM33-R (Right), TM33-L (Left), TM33-C (Center)

GROMMETS (NON-STANDARD LOCATION)

- Provide drawing w/ Grommet Location and Specify Color - \$90 ea.
- Black: TM30-NS, Silver: TM31-NS, Antique Brass: TM33-NS

GROMMETS (VERTICAL SURFACE)

- Standard Location - \$45 ea.
- Black Plastic Vertical Surface: TM50-C (Bottom Center)
- Non-Standard Location - \$90 ea.
- Black Plastic Vertical Surface: TM50-NS

MOLDING

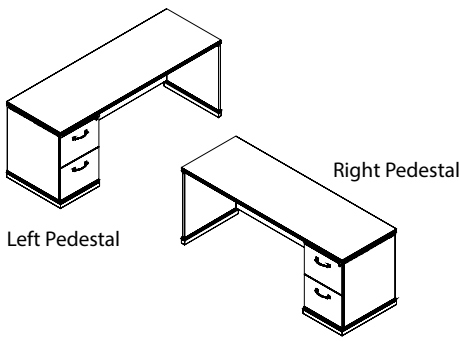
- DSM1: Delete Dentil Molding Only - n/c

OPEN PLAN

- OPB: W "G" Style - Modify Unit for Open Plan Application - \$295

SHELF

- S25: Replace Black Laminate Shelf with Finished Shelf - \$75 per Shelf



FILE / FILE

STANDARD FEATURES

- Full extension drawers - locking
- Full fixed modesty
- Soft close suspension drawer(s)
- Solid hardwood base/dentil molding
- Wire management channel

NOTES

- Unit not designed for open plan use. Select OPB Option for Open Plan application

[CLICK HERE TO VIEW PRODUCT INDEX](#)

1 SELECT A STYLE

DIMENSIONS		STYLE NUMBER	LIST PRICE	STYLE NUMBER	LIST PRICE	STYLE NUMBER	LIST PRICE
W" x D" x H"	WGT	"W" Veneer Top Veneer Chassis		"G" HPL High Pressure Laminate Top Veneer Chassis		"M" TFL Thermally Fused Laminate Top Thermally Fused Laminate Chassis	
Left Pedestal							
88 x 24 x 29	240	PRA8824CA086W	4500	PRA8824CA086G	4500	"M" Option N/A	
71 x 24 x 29	220	PRA7124CA086W	3398	PRA7124CA086G	3398	"M" Option N/A	
65 x 24 x 29	190	PRA6524CA086W	3220	PRA6524CA086G	3220	"M" Option N/A	
Right Pedestal							
88 x 24 x 29	240	PRA8824CA087W	4500	PRA8824CA087G	4500	"M" Option N/A	
71 x 24 x 29	220	PRA7124CA087W	3398	PRA7124CA087G	3398	"M" Option N/A	
65 x 24 x 29	190	PRA6524CA087W	3220	PRA6524CA087G	3220	"M" Option N/A	

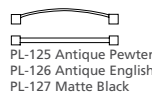
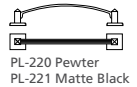
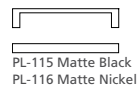
2 SELECT A FINISH

"W" Veneer	"G" HPL	"M" TFL	Finish
WAC	GAC	-	Amber Cherry
WRC	-	-	Caramel Cherry
WIC	GIC	-	Crimson Cherry
WEC	-	-	Ebony Cherry
WHC	GHC	-	Honey Cherry
WOC	GOC	-	KoKo Cherry
WSC	-	-	Scotch Cherry
WEW	GEW	-	Executive Walnut
WRW	GRW	-	Gray Luster Walnut
WGW	-	-	Gunstock Walnut
WJW	-	-	Judicial Walnut
WNW	GNW	-	Natural Walnut
WTW	GTW	-	Studio Teak Walnut

3 SELECT AN EDGE



4 SELECT HARDWARE



5 OPTIONS

ACCESSORIES

- K28: Articulating keyboard w/ mouse pad (Installed) - \$375

DRAWER

- P6: Modify File/File to Box/Box/File - \$50 per pedestal
- P40B: extra Box/Box/File or File/File to Kneespace - \$985

FLUSH CUT

- FC-B: Flush Unit Both Sides(Facing) for Ganging - \$95
- FC-R: Flush Unit Right(Facing) for Ganging - \$95
- FC-L: Flush Unit Left (Facing) for Ganging - \$95

GROMMETS (STANDARD LOCATION)

- Specify Color - \$45 ea.
- Black: TM30-C (Center)
- Silver: TM31-C (Center)
- Antique Brass: TM33-C (Center)

GROMMETS (NON-STANDARD LOCATION)

- Provide drawing w/ Grommet Location and Specify Color - \$90 ea.
- Black: TM30-NS
- Silver: TM31-NS
- Antique Brass: TM33-NS

MODESTY

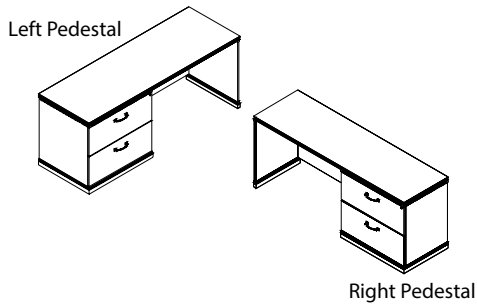
- M34T: "W" "G" Style Drop Door Tech Modesty - \$125
- M51: Open Back Modesty with Wire Mgmt Rail - Deduct \$95
- M61: Half support end w/ hardwood base (required w/ runoff desk hookups) - \$95

MOLDING

- DSM1: Delete Dentil Molding Only - n/c

OPEN PLAN

- OPB: "W" "G" Style - Modify Unit for Open Plan Application - \$295



LATERAL FILE

STANDARD FEATURES

- Full extension drawers - locking
- Full fixed modesty
- Soft close suspension drawer(s)
- Solid hardwood base/dentil molding

NOTES

- Unit not designed for open plan use. Select OPB Option for Open Plan application
- 94" w & 88W" have 35 Lateral
- 71" W & 65" W have 29w Lateral

[CLICK HERE TO VIEW PRODUCT INDEX](#)

1 SELECT A STYLE

DIMENSIONS		STYLE NUMBER	LIST PRICE	STYLE NUMBER	LIST PRICE	STYLE NUMBER	LIST PRICE
W" x D" x H"	WGT	"W" Veneer Top Veneer Chassis		"G" High Pressure Laminate Top Veneer Chassis		"M" Thermally Fused Laminate Top Thermally Fused Laminate Chassis	
Left Pedestal							
94 x 24 x 29	310	PRA9424CA066W	4869	PRA9424CA066G	4869	"M" Option N/A	
88 x 24 x 29	285	PRA8824CA066W	4745	PRA8824CA066G	4745	"M" Option N/A	
71 x 24 x 29	265	PRA7124CA066W	3888	PRA7124CA066G	3888	"M" Option N/A	
65 x 24 x 29	250	PRA6524CA066W	3765	PRA6524CA066G	3765	"M" Option N/A	
Right Pedestal							
94 x 24 x 29	310	PRA9424CA067W	4869	PRA9424CA067G	4869	"M" Option N/A	
88 x 24 x 29	285	PRA8824CA067W	4745	PRA8824CA067G	4745	"M" Option N/A	
71 x 24 x 29	265	PRA7124CA067W	3888	PRA7124CA067G	3888	"M" Option N/A	
65 x 24 x 29	250	PRA6524CA067W	3765	PRA6524CA067G	3765	"M" Option N/A	

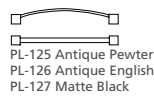
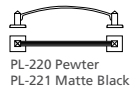
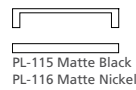
2 SELECT A FINISH

"W" Veneer	"G" HPL	"M" TFL	
WAC	GAC	-	Amber Cherry
WRC	-	-	Caramel Cherry
WIC	GIC	-	Crimson Cherry
WEC	-	-	Ebony Cherry
WHC	GHC	-	Honey Cherry
WOC	GOC	-	KoKo Cherry
WSC	-	-	Scotch Cherry
WEW	GEW	-	Executive Walnut
WRW	GRW	-	Gray Luster Walnut
WGW	-	-	Gunstock Walnut
WJW	-	-	Judicial Walnut
WNW	GNW	-	Natural Walnut
WTW	GTW	-	Studio Teak Walnut

3 SELECT AN EDGE



4 SELECT HARDWARE



5 OPTIONS

ACCESSORIES

- K28: Articulating keyboard w/ mouse pad (Installed) - \$375

DRAWER

- P13: Modify Lateral File To Storage Cabinet - \$95
- P40B: extra Box/Box/File or File/File to Kneespace - \$985 (n/a on 65" w unit)

FLUSH CUT

- FC-B: Flush Unit Both Sides(Facing) for Ganging - \$95
- FC-R: Flush Unit Right(Facing) for Ganging - \$95
- FC-L: Flush Unit Left (Facing) for Ganging - \$95

GROMMETS (STANDARD LOCATION)

- Specify Color - \$45 ea.
- Black: TM30-C (Center)
- Silver: TM31-C (Center)
- Antique Brass: TM33-C (Center)

GROMMETS (NON-STANDARD LOCATION)

- Provide drawing w/ Grommet Location and Specify Color - \$90 ea.
- Black: TM30-NS
- Silver: TM31-NS
- Antique Brass: TM33-NS

MODESTY

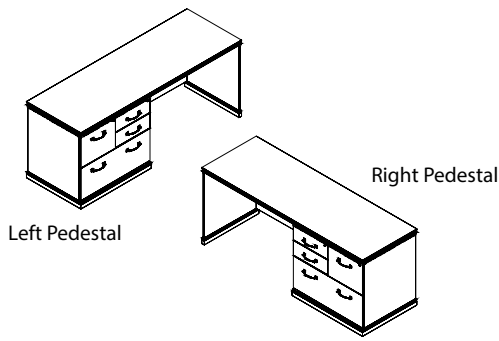
- M34T: "W" "G" Style Drop Door Tech Modesty - \$125
- M51: Open Back Modesty with Wire Mgmt Rail - Deduct \$95
- M61: Half support end w/ hardwood base (required w/ runoff desk hookups) - \$95

MOLDING

- DSM1: Delete Dentil Molding Only - n/c

OPEN PLAN

- OPB "W" "G" Style - Modify Unit for Open Plan Application - \$295



MULTI-FILE

STANDARD FEATURES

- Full extension drawers - locking
- Full fixed modesty
- Soft close suspension drawer(s)
- Solid hardwood base/dentil molding

NOTES

- Unit not designed for open plan use. Select OPB Option for Open Plan application

[CLICK HERE TO VIEW PRODUCT INDEX](#)

1 SELECT A STYLE

DIMENSIONS		STYLE NUMBER	LIST PRICE	STYLE NUMBER	LIST PRICE	STYLE NUMBER	LIST PRICE
W" x D" x H"	WGT	"W" Veneer Top Veneer Chassis		"G" HPL High Pressure Laminate Top Veneer Chassis		"M" TFL Thermally Fused Laminate Top Thermally Fused Laminate Chassis	
Left Pedestal							
94 x 24 x 29	310	PRA9424CA667W	5235	PRA9424CA667G	5235	"M" Option N/A	
88 x 24 x 29	285	PRA8824CA667W	5114	PRA8824CA667G	5114	"M" Option N/A	
71 x 24 x 29	265	PRA7124CA667W	4255	PRA7124CA667G	4255	"M" Option N/A	
65 x 24 x 29	250	PRA6524CA667W	4133	PRA6524CA667G	4133	"M" Option N/A	
Right Pedestal							
94 x 24 x 29	310	PRA9424CA668W	5235	PRA9424CA668G	5235	"M" Option N/A	
88 x 24 x 29	285	PRA8824CA668W	5114	PRA8824CA668G	5114	"M" Option N/A	
71 x 24 x 29	265	PRA7124CA668W	4255	PRA7124CA668G	4255	"M" Option N/A	
65 x 24 x 29	250	PRA6524CA668W	4133	PRA6524CA668G	4133	"M" Option N/A	

2 SELECT A FINISH

"W" Veneer	"G" HPL	"M" TFL	
WAC	GAC	-	Amber Cherry
WRC	-	-	Caramel Cherry
WIC	GIC	-	Crimson Cherry
WEC	-	-	Ebony Cherry
WHC	GHC	-	Honey Cherry
WOC	GOC	-	KoKo Cherry
WSC	-	-	Scotch Cherry
WEW	GEW	-	Executive Walnut
WRW	GRW	-	Gray Luster Walnut
WGW	-	-	Gunstock Walnut
WJW	-	-	Judicial Walnut
WNW	GNW	-	Natural Walnut
WTW	GTW	-	Studio Teak Walnut

3 SELECT AN EDGE

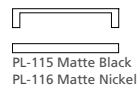


Prado

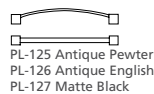
5 OPTIONS

- ACCESSORIES**
- K28: Articulating keyboard w/ mouse pad (Installed) - \$375 (n/a on 71" and 65")
- DRAWER**
- P40B: extra Box/Box/File or File/File to Kneespace - \$985 (n/a on 65" w unit)
- FLUSH CUT**
- FC-B: Flush Unit Both Sides(Facing) for Ganging - \$95
 - FC-R: Flush Unit Right(Facing) for Ganging - \$95
 - FC-L: Flush Unit Left (Facing) for Ganging - \$95
- GROMMETS (STANDARD LOCATION)**
- Specify Color - \$45 ea.
- Black: TM30-C (Center)
 - Silver: TM31-C (Center)
 - Antique Brass: TM33-C (Center)
- GROMMETS (NON-STANDARD LOCATION)**
- Provide drawing w/ Grommet Location and Specify Color - \$90 ea.
- Black: TM30-NS
 - Silver: TM31-NS
 - Antique Brass: TM33-NS
- MODESTY**
- M34T: "W" "G" Style Drop Door Tech Modesty - \$125
 - M51: Open Back Modesty with Wire Mgmt Rail - Deduct \$95
 - M61: Half support end w/ hardwood base (required w/ runoff desk hookups) - \$95
- MOLDING**
- DSM1: Delete Dentil Molding Only - n/c
- OPEN PLAN**
- OPB "W" "G" Style - Modify Unit for Open Plan Application - \$295

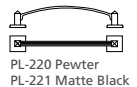
4 SELECT HARDWARE



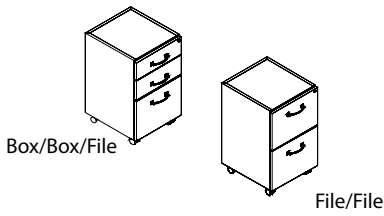
PL-115 Matte Black
PL-116 Matte Nickel



PL-125 Antique Pewter
PL-126 Antique English
PL-127 Matte Black



PL-220 Pewter
PL-221 Matte Black



MOBILE DRAWER PEDESTALS

STANDARD FEATURES

- Black casters w/ brake - all 4 casters
- Finished top and back for open plan use
- Full extension drawers - locking
- Legal/Letter filing
- Locking/anti-tilt drawers
- Soft close suspension drawer(s)

NOTES

- For Use Under Conference workstation desks

[CLICK HERE TO VIEW PRODUCT INDEX](#)

1 SELECT A STYLE

DIMENSIONS		STYLE NUMBER	LIST PRICE	STYLE NUMBER	LIST PRICE	STYLE NUMBER	LIST PRICE
W" x D" x H"	WGT	"W" Veneer Top Veneer Chassis		"G" High Pressure Laminate Top Veneer Chassis		"M" Thermally Fused Laminate Top Thermally Fused Laminate Chassis	
Box/Box/File							
16 x 18 x 27	80	PRA1618PD424W	1816	"G" Option N/A		"M" Option N/A	
File/File							
16 x 18 x 27	80	PRA1618PD425W	1816	"G" Option N/A		"M" Option N/A	

STL-424 Cushion Top Option

COM	COL	1	2	3	4	5	6	7	8	9	10	11/ L1	12	13/ L2
190	210	235	250	265	280	295	310	325	340	355	370	385	400	430

2 SELECT A FINISH

"W" Veneer	"G" HPL	"M" TFL	
WAC	-	-	Amber Cherry
WRC	-	-	Caramel Cherry
WIC	-	-	Crimson Cherry
WEC	-	-	Ebony Cherry
WHC	-	-	Honey Cherry
WOC	-	-	KoKo Cherry
WSC	-	-	Scotch Cherry
WEW	-	-	Executive Walnut
WRW	GRW	-	Gray Luster Walnut
WGW	-	-	Gunstock Walnut
WJW	-	-	Judicial Walnut
WNW	-	-	Natural Walnut
WTW	-	-	Studio Teak Walnut

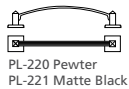
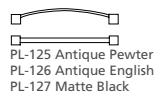
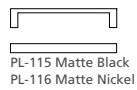
3 SELECT AN EDGE

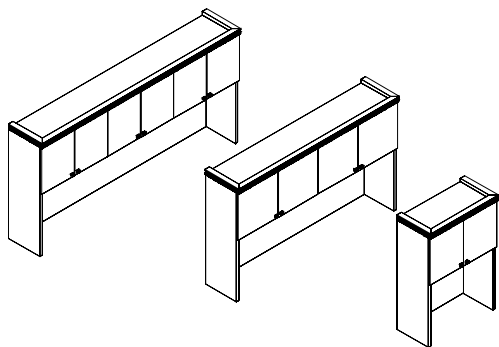
Edge Profile
Option Not Available

5 OPTIONS

CUSHION TOP
- STL-424: Modify Mobile Pedestal to Box/File w/ Cushion Top (See Graded Pricing)
- \$ 195

4 SELECT HARDWARE





FREESTANDING PANEL DOOR - 6/4/2 DOOR

STANDARD FEATURES

- 2" Top cornice frame with dentil molding
- Finished top
- Interior cabinet depth 12.5"
- Interior clearance 15 -5/8"

for Open Plan use. Select OPB Option for Open Plan application

NOTES

- Ganged Units Must Be Clearly Noted As To Individual Unit Locations
- Shipped Assembled
- Unit has black back panel and is not designed

[CLICK HERE TO VIEW PRODUCT INDEX](#)

1 SELECT A STYLE

DIMENSIONS		STYLE NUMBER	LIST PRICE	STYLE NUMBER	LIST PRICE	STYLE NUMBER	LIST PRICE
W" x D" x H"	WGT	"W" Veneer Top Veneer Chassis		"G" HPL High Pressure Laminate Top Veneer Chassis		"M" TFL Thermally Fused Laminate Top Thermally Fused Laminate Chassis	
6 Door							
94 x 15 x 44	310	PRA9444OH325W	5359	"G" Option N/A		"M" Option N/A	
88 x 15 x 44	280	PRA8844OH325W	4869	"G" Option N/A		"M" Option N/A	
4 Door							
83 x 15 x 44	260	PRA8344OH325W	4379	"G" Option N/A		"M" Option N/A	
76 x 15 x 44	245	PRA7644OH325W	4255	"G" Option N/A		"M" Option N/A	
71 x 15 x 44	230	PRA7144OH325W	4133	"G" Option N/A		"M" Option N/A	
65 x 15 x 44	210	PRA6544OH325W	4010	"G" Option N/A		"M" Option N/A	
59 x 15 x 44	195	PRA5944OH325W	3826	"G" Option N/A		"M" Option N/A	
48 x 15 x 44	185	PRA4844OH325W	3676	"G" Option N/A		"M" Option N/A	
2 Door							
36 x 15 x 44	155	PRA3644OH325W	2396	"G" Option N/A		"M" Option N/A	
30 x 15 x 44	145	PRA3044OH325W	2329	"G" Option N/A		"M" Option N/A	

2 SELECT A FINISH

"W" Veneer	"G" HPL	"M" TFL	Finish
WAC	-	-	Amber Cherry
WRC	-	-	Caramel Cherry
WIC	-	-	Crimson Cherry
WEC	-	-	Ebony Cherry
WHC	-	-	Honey Cherry
WOC	-	-	KoKo Cherry
WSC	-	-	Scotch Cherry
WEW	-	-	Executive Walnut
WRW	GRW	-	Gray Luster Walnut
WGW	-	-	Gunstock Walnut
WJW	-	-	Judicial Walnut
WNW	-	-	Natural Walnut
WTW	-	-	Studio Teak Walnut

3 SELECT AN EDGE

Edge Profile
Option Not Available

5 OPTIONS

DOOR

- D2: Door lock - \$95 per door set
- D6: Delete Doors - n/c
- D9SC: Soft Close Door Hinges - \$15 per Door

FLUSH CUT

- FC-B: Flush Unit Both Sides(Facing) for Ganging - \$95
- FC-R: Flush Unit Right(Facing) for Ganging - \$95
- FC-L: Flush Unit Left (Facing) for Ganging - \$95

GROMMETS (VERTICAL SURFACE)

- Standard Location - \$45 ea.
- Black Plastic Vertical Surface: TM50-C (Bottom Center)
- Non-Standard Location - \$90 ea.
- Black Plastic Vertical Surface: TM50-NS

MOLDING

- DSM1: Delete Dentil Molding Only - n/c

OPEN PLAN

- OPB: W "G" Style - Modify Unit for Open Plan Application - \$395

TASK LIGHT

- LT-LED24: 24" LED Tasklight - \$90
- LT-LED48: 48" LED Tasklight - \$165
- LT-LED60: 60" LED Tasklight - \$180
- LC22: 20" LT-LED Tasklight Linking Cable - \$20

4 SELECT HARDWARE



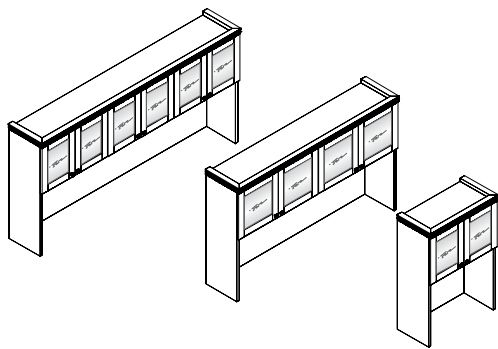
DK-125 Antique Pewter
DK-126 Antique English
DK-127 Matte Black



DK-128 Antique Pewter



DK-220 Pewter
DK-221 Matte Black



FREESTANDING WOOD FRAME LEADED/BEVELED GLASS DOORS

STANDARD FEATURES

- 2" Top cornice frame with dentil molding
- Beveled glass w/ lead bead detailing
- Finished top
- Interior cabinet depth 12.5"
- Interior clearance 15 -5/8"
- Solid wood door frame

NOTES

- Shipped Assembled
- Unit has black back panel and is not designed for Open Plan use. Select OPB Option for Open Plan application

NOTES

- Ganged Units Must Be Clearly Noted As To Individual Unit Locations

[CLICK HERE TO VIEW PRODUCT INDEX](#)

1 SELECT A STYLE

DIMENSIONS		STYLE NUMBER	LIST PRICE	STYLE NUMBER	LIST PRICE	STYLE NUMBER	LIST PRICE
W" x D" x H"	WGT	"W" Veneer Top Veneer Chassis		"G" High Pressure Laminate Top Veneer Chassis		"M" Thermally Fused Laminate Top Thermally Fused Laminate Chassis	
6 Door							
94 x 15 x 44	310	PRA9444OH447W	6093	"G" Option N/A		"M" Option N/A	
88 x 15 x 44	280	PRA8844OH447W	5603	"G" Option N/A		"M" Option N/A	
4 Door							
83 x 15 x 44	260	PRA8344OH447W	4869	"G" Option N/A		"M" Option N/A	
76 x 15 x 44	245	PRA7644OH447W	4745	"G" Option N/A		"M" Option N/A	
71 x 15 x 44	230	PRA7144OH447W	4624	"G" Option N/A		"M" Option N/A	
65 x 15 x 44	210	PRA6544OH447W	4500	"G" Option N/A		"M" Option N/A	
59 x 15 x 44	195	PRA5944OH447W	4317	"G" Option N/A		"M" Option N/A	
2 Door							
36 x 15 x 44	155	PRA3644OH447W	2641	"G" Option N/A		"M" Option N/A	
30 x 15 x 44	145	PRA3044OH447W	2574	"G" Option N/A		"M" Option N/A	

2 SELECT A FINISH

"W" Veneer	"G" HPL	"M" TFL	Finish
WAC	-	-	Amber Cherry
WRC	-	-	Caramel Cherry
WIC	-	-	Crimson Cherry
WEC	-	-	Ebony Cherry
WHC	-	-	Honey Cherry
WOC	-	-	KoKo Cherry
WSC	-	-	Scotch Cherry
WEW	-	-	Executive Walnut
WRW	GRW	-	Gray Luster Walnut
WGW	-	-	Gunstock Walnut
WJW	-	-	Judicial Walnut
WNV	-	-	Natural Walnut
WTW	-	-	Studio Teak Walnut

3 SELECT AN EDGE

Edge Profile
Option Not Available

5 OPTIONS

DOOR

- D2: Door lock - \$95 per door set
- D6: Delete Doors - n/c
- D9SC: Soft Close Door Hinges - \$15 per Door
- D35: Replace glass panel insert with veneer panel insert - \$30 per door

FLUSH CUT

- FC-B: Flush Unit Both Sides(Facing) for Ganging - \$95
- FC-R: Flush Unit Right(Facing) for Ganging - \$95
- FC-L: Flush Unit Left (Facing) for Ganging - \$95

GROMMETS (VERTICAL SURFACE)

- Standard Location - \$45 ea.
- Black Plastic Vertical Surface: TM50-C (Bottom Center)
- Non-Standard Location - \$90 ea.
- Black Plastic Vertical Surface: TM50-NS

INTERIOR CABINET LIGHTING

- LEDPK starter kit includes Infeed, 1 Puck Interior Light and the ability to daisy chain up to 6 total Puck Lights
- LEDPK: LED Puck Starter Kit - \$295
- PK: 1 LED Interior Light - \$125

TASK LIGHT

- LT-LED24: 24" LED Tasklight - \$90
- LT-LED48: 48" LED Tasklight - \$165
- LT-LED60: 60" LED Tasklight - \$180
- LC22: 20" LT-LED Tasklight Linking Cable - \$20

MOLDING

- DSM1: Delete Dentil Molding Only - n/c

OPEN PLAN

- OPB: W "G" Style - Modify Unit for Open Plan Application - \$395

4 SELECT HARDWARE



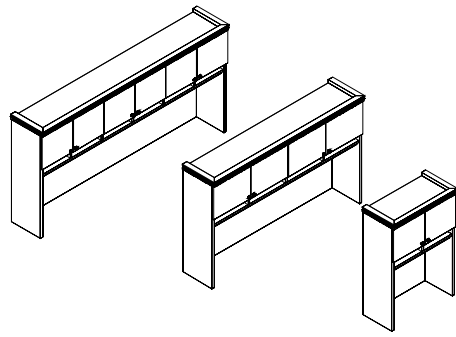
DK-125 Antique Pewter
DK-126 Antique English
DK-127 Matte Black



DK-128 Antique Pewter



DK-220 Pewter
DK-221 Matte Black



FREESTANDING PANEL DOOR - 6/4/2 DOOR W/ PAPER ORGANIZER

STANDARD FEATURES

- 2" Top cornice frame with dentil molding
- Anti-tilt safety feature
- Finished top
- Interior cabinet depth 12.5"
- Prices include ganging mitre fit as specified
- Wire/Paper dividers

- Shipped Assembled

- Unit has black back panel and is not designed for Open Plan use. Select OPB Option for Open Plan application

NOTES

- Ganged Units Must Be Clearly Noted As To Individual Unit Locations

[CLICK HERE TO VIEW PRODUCT INDEX](#)

1 SELECT A STYLE

DIMENSIONS		STYLE NUMBER	LIST PRICE	STYLE NUMBER	LIST PRICE	STYLE NUMBER	LIST PRICE
W" x D" x H"	WGT	"W" Veneer Top Veneer Chassis		"G" HPL High Pressure Laminate Top Veneer Chassis		"M" TFL Thermally Fused Laminate Top Thermally Fused Laminate Chassis	
6 Door							
94 x 15 x 44	310	PRA9444OH326W	6584	"G" Option N/A		"M" Option N/A	
88 x 15 x 44	280	PRA8844OH326W	6093	"G" Option N/A		"M" Option N/A	
4 Door							
83 x 15 x 44	260	PRA8344OH326W	5359	"G" Option N/A		"M" Option N/A	
76 x 15 x 44	245	PRA7644OH326W	5235	"G" Option N/A		"M" Option N/A	
71 x 15 x 44	230	PRA7144OH326W	5114	"G" Option N/A		"M" Option N/A	
65 x 15 x 44	210	PRA6544OH326W	4990	"G" Option N/A		"M" Option N/A	
59 x 15 x 44	195	PRA5944OH326W	4807	"G" Option N/A		"M" Option N/A	
48 x 15 x 44	185	PRA4844OH326W	4657	"G" Option N/A		"M" Option N/A	
2 Door							
36 x 15 x 44	155	PRA3644OH326W	3008	"G" Option N/A		"M" Option N/A	
30 x 15 x 44	145	PRA3044OH326W	2941	"G" Option N/A		"M" Option N/A	

2 SELECT A FINISH

"W" Veneer	"G" HPL	"M" TFL	Finish
WAC	-	-	Amber Cherry
WRC	-	-	Caramel Cherry
WIC	-	-	Crimson Cherry
WEC	-	-	Ebony Cherry
WHC	-	-	Honey Cherry
WOC	-	-	KoKo Cherry
WSC	-	-	Scotch Cherry
WEW	-	-	Executive Walnut
WRW	GRW	-	Gray Luster Walnut
WGW	-	-	Gunstock Walnut
WJW	-	-	Judicial Walnut
WNW	-	-	Natural Walnut
WTW	-	-	Studio Teak Walnut

3 SELECT AN EDGE

Edge Profile
Option Not Available

5 OPTIONS

DOOR

- D2: Door lock - \$95 per door set
- D6: Delete Doors - n/c
- D9SC: Soft Close Door Hinges - \$15 per Door

FLUSH CUT

- FC-B: Flush Unit Both Sides(Facing) for Ganging - \$95
- FC-R: Flush Unit Right(Facing) for Ganging - \$95
- FC-L: Flush Unit Left (Facing) for Ganging - \$95

GROMMETS (VERTICAL SURFACE)

- Standard Location - \$45 ea.
- Black Plastic Vertical Surface: TM50-C (Bottom Center)
- Non-Standard Location - \$90 ea.
- Black Plastic Vertical Surface: TM50-NS

MOLDING

- DSM1: Delete Dentil Molding Only - n/c

OPEN PLAN

- OPB: W "G" Style - Modify Unit for Open Plan Application - \$395

TASK LIGHT

- LT-LED24: 24" LED Tasklight - \$90
- LT-LED48: 48" LED Tasklight - \$165
- LT-LED60: 60" LED Tasklight - \$180
- LC22: 20" LT-LED Tasklight Linking Cable - \$20

4 SELECT HARDWARE



DK-125 Antique Pewter
DK-126 Antique English
DK-127 Matte Black

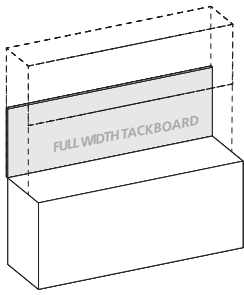


DK-128 Antique Pewter



DK-220 Pewter
DK-221 Matte Black

OVERHEAD TACKBOARDS



FULL WIDTH TACKBOARDS

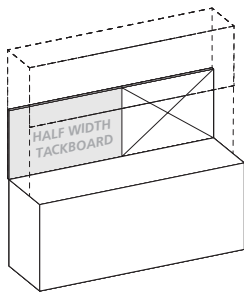
STANDARD FEATURES

- Constructed of .5" thick fiberboard
- Fabric is precisely aligned and fitted to the tackboard
- Adhered to the rigid hardboard with staples

NOTES

- Fabric Tack Panels are raised 3" from bottom edge when TM50 grommet is ordered.

PRODUCT WIDTH	PANEL DIMENSION	SKU	COM	1	2	3	4	5	6	7	8	9	10	11/L1	12	13/L2
94	91 x .5 x 21	FTOC9121	364	465	516	567	618	669	720	771	822	873	924	975	1,026	1,128
88	85 x .5 x 21	FTOC8521	344	435	483	531	579	627	675	723	771	819	867	915	963	1,059
84	81 x .5 x 21	FTOC8121	323	415	461	507	553	599	645	691	737	783	829	875	921	1,013
77	74 x .5 x 21	FTOC7421	297	380	423	466	509	552	595	638	681	724	767	810	853	939
71	68 x .5 x 21	FTOC6821	271	350	390	430	470	510	550	590	630	670	710	750	790	870
65	62 x .5 x 21	FTOC6221	246	320	356	392	428	464	500	536	572	608	644	680	716	788
59	56 x .5 x 21	FTOC5621	225	290	322	354	386	418	450	482	514	546	578	610	642	706
48	45 x .5 x 21	FTOC4521	180	235	262	289	316	343	370	397	424	451	478	505	532	586
36	33 x .5 x 21	FTOC3321	136	175	195	215	235	255	275	295	315	335	355	375	395	435
30	27 x .5 x 21	FTOC2721	108	145	162	179	196	213	230	247	264	281	298	315	332	366



OVERHEAD TACKBOARDS

HALF WIDTH TACKBOARDS

STANDARD FEATURES

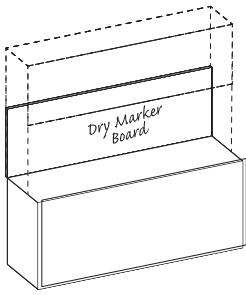
- Constructed of .5" thick fiberboard
- Fabric is precisely aligned and fitted to the tackboard
- Adhered to the rigid hardboard with staples

Notes

- Half width tackboards can be specified and combined with a Veneer Panel, Marker Board, Slat Wall or Glass Board. See "Half Width" items under product width.
- Must specify Right or left facing tackboard
- Fabric Tack Panels are raised 3" from bottom edge when TM50 grommet is ordered.

PRODUCT WIDTH	PANEL DIMENSION	SKU	COM	1	2	3	4	5	6	7	8	9	10	11/L1	12	13/L2
94 Half Width	45.5 x .5 x 21	FTOC4521	182	233	258	284	309	335	360	386	411	437	462	488	513	564
88 Half Width	42.5 x .5 x 21	FTOC4221	172	218	242	266	290	314	338	362	386	410	434	458	482	530
84 Half Width	40.5 x .5 x 21	FTOC4021	162	208	231	254	277	300	323	346	369	392	415	438	461	507
77 Half Width	37 x .5 x 21	FTOC3721	149	190	212	233	255	276	298	319	341	362	384	405	427	470
71 Half Width	34 x .5 x 21	FTOC3421	136	175	195	215	235	255	275	295	315	335	355	375	395	435
65 Half Width	31 x .5 x 21	FTOC3121	123	160	178	196	214	232	250	268	286	304	322	340	358	394

OVERHEAD DRY MARKER BOARD

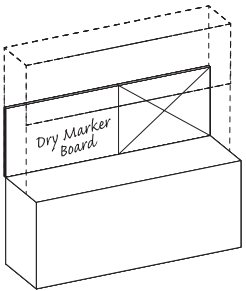


FULL WIDTH DRY MARKER BOARD

STANDARD FEATURES

- Dry marker panel has edge trim molding
- Standard magnetic surface

PRODUCT WIDTH	PANEL DIMENSION	SKU	LIST
94	91 x .5 x 21	DMOC9121	1092
88	85 x .5 x 21	DMOC8521	1020
84	81 x .5 x 21	DMOC8121	972
77	74 x .5 x 21	DMOC7421	888
71	68 x .5 x 21	DMOC6821	816
65	62 x .5 x 21	DMOC6221	744
59	56 x .5 x 21	DMOC5621	672
48	45 x .5 x 21	DMOC4521	564
36	33 x .5 x 21	DMOC3321	420
30	27 x .5 x 21	DMOC2721	324



OVERHEAD DRY MARKER BOARD

HALF WIDTH DRY MARKER BOARD

STANDARD FEATURES

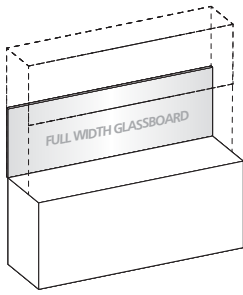
- Dry marker panel has edge trim molding
- Standard magnetic surface

Notes

- Half width dry marker boards can be specified and combined with a Tackboard, Veneer Panel, Slat Wall or Glass Board. See "Half Width" items under product width.
- Must specify Right or left facing dry marker board

PRODUCT WIDTH	PANEL DIMENSION	SKU	LIST
94 Half Width	45.5 x .5 x 21	DMOC4521	534
88 Half Width	42.5 x .5 x 21	DMOC4221	498
84 Half Width	40.5 x .5 x 21	DMOC4021	474
77 Half Width	37 x .5 x 21	DMOC3721	432
71 Half Width	34 x .5 x 21	DMOC3421	420
65 Half Width	31 x .5 x 21	DMOC3121	360

OVERHEAD GLASSBOARD

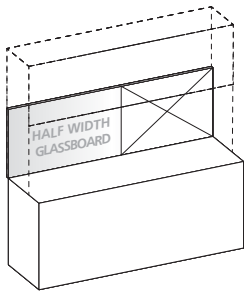


FULL WIDTH GLASSBOARD

STANDARD FEATURES

- 4 mm tempered glass
- Use glass cleaner or alcohol to clean
- Standard dry erase markers may be used
- Earth magnets are required to hold items securely in place
- Hung with Z-Strip mounting system

PRODUCT WIDTH	PANEL DIMENSION	SKU	LIST
94	91 x .5 x 21	GBOC9121	2290
88	85 x .5 x 21	GBOC8521	2150
84	81 x .5 x 21	GBOC8121	2056
77	74 x .5 x 21	GBOC7421	1893
71	68 x .5 x 21	GBOC6821	1752
65	62 x .5 x 21	GBOC6221	1612
59	56 x .5 x 21	GBOC5621	1472
48	45 x .5 x 21	GBOC4521	1215
36	33 x .5 x 21	GBOC3321	935
30	27 x .5 x 21	GBOC2721	794



OVERHEAD GLASSBOARD

HALF WIDTH GLASSBOARD

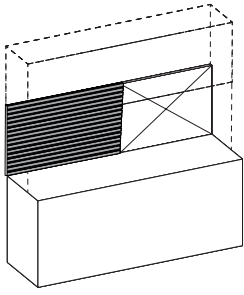
STANDARD FEATURES

- 4 mm tempered glass
- Use glass cleaner or alcohol to clean
- Standard dry erase markers may be used
- Earth magnets are required to hold items securely in place
- Hung with Z-Strip mounting system

Notes

- Half width glassboards can be specified and combined with a Tackboard, Veneer panel, Marker Board or Slat Wall. See "Half Width" items under product width.
- Must specify Right or left facing glassboard

PRODUCT WIDTH	PANEL DIMENSION	SKU	LIST
94 Half Width	45.5 x .5 x 21	GBOC4521	1203
88 Half Width	42.5 x .5 x 21	GBOC4221	1133
84 Half Width	40.5 x .5 x 21	GBOC4021	1086
77 Half Width	37 x .5 x 21	GBOC3721	947
71 Half Width	34 x .5 x 21	GBOC3421	935
65 Half Width	31 x .5 x 21	GBOC3121	864



HALF WIDTH SLAT WALL

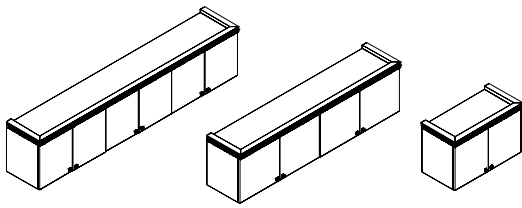
STANDARD FEATURES

- Available in silver or black
- For use on 42"/43" height consoles
- Specify Left or Right Position

Notes

- Half width slat walls can be specified and combined with a Tackboard, Veneer panel, Marker Board or Glassboard. See "Half Width" items under product width.
- Must specify Right or left facing slat wall

PRODUCT WIDTH	PANEL DIMENSION	SKU	LIST
94 Half Width	45.5 x .5 x 21	SWOC4521	445
88 Half Width	42.5 x .5 x 21	SWOC4221	415
84 Half Width	40.5 x .5 x 21	SWOC4021	395
77 Half Width	37 x .5 x 21	SWOC3721	360
71 Half Width	34 x .5 x 21	SWOC3421	330
65 Half Width	31 x .5 x 21	SWOC3121	300



SINGLE HEIGHT PANEL DOORS - 6/4/2 DOOR

STANDARD FEATURES

- 2" Top cornice frame with dentil moldings on 3 sides
- Interior cabinet depth 12.5"
- Prices include ganging mitre fit as specified
- Tasklight concealment apron rail
- Wall mount rail included

surfaces.

- Proper installation is critical to ensure safety from possible falling cabinets. The factory assumes no liability for damage or injury from the following: Installation into non-load bearing walls. Improper fasteners used in installation. Overloading of cabinets resulting in failures of wall and surrounding structures, fasteners, or cabinet construction. Misuse of cabinets for intended purposes.

NOTES

- DARRAN assumes no responsibility for installation issues related to unlevel wall

[CLICK HERE TO VIEW PRODUCT INDEX](#)

1 SELECT A STYLE

DIMENSIONS		STYLE NUMBER	LIST PRICE	STYLE NUMBER	LIST PRICE	STYLE NUMBER	LIST PRICE
W" x D" x H"	WGT	"W" Veneer Top Veneer Chassis		"G" HPL High Pressure Laminate Top Veneer Chassis		"M" TFL Thermally Fused Laminate Top Thermally Fused Laminate Chassis	
6 Door							
94 x 15 x 20	190	PRA9420WH330W	4464	"G" Option N/A		"M" Option N/A	
88 x 15 x 20	175	PRA8820WH330W	4219	"G" Option N/A		"M" Option N/A	
4 Door							
84 x 15 x 20	165	PRA8420WH330W	3851	"G" Option N/A		"M" Option N/A	
76 x 15 x 20	155	PRA7620WH330W	3450	"G" Option N/A		"M" Option N/A	
71 x 15 x 20	145	PRA7120WH330W	3328	"G" Option N/A		"M" Option N/A	
65 x 15 x 20	130	PRA6520WH330W	3205	"G" Option N/A		"M" Option N/A	
59 x 15 x 20	120	PRA5920WH330W	3061	"G" Option N/A		"M" Option N/A	
48 x 15 x 20	110	PRA4820WH330W	2910	"G" Option N/A		"M" Option N/A	
2 Door							
36 x 15 x 20	75	PRA3620WH330W	1868	"G" Option N/A		"M" Option N/A	
30 x 15 x 20	65	PRA3020WH330W	1779	"G" Option N/A		"M" Option N/A	

2 SELECT A FINISH

"W" Veneer	"G" HPL	"M" TFL	Finish
WAC	-	-	Amber Cherry
WRC	-	-	Caramel Cherry
WIC	-	-	Crimson Cherry
WEC	-	-	Ebony Cherry
WHC	-	-	Honey Cherry
WOC	-	-	KoKo Cherry
WSC	-	-	Scotch Cherry
WEW	-	-	Executive Walnut
WRW	GRW	-	Gray Luster Walnut
WGW	-	-	Gunstock Walnut
WJW	-	-	Judicial Walnut
WNW	-	-	Natural Walnut
WTW	-	-	Studio Teak Walnut

3 SELECT AN EDGE

Edge Profile
Option Not Available

5 OPTIONS

DOOR

- D2: Door lock - \$95 per door set
- D6: Delete door - n/c
- D9SC: Soft Close Door Hinges - \$15 per Door

FLUSH CUT

- FC-B: Flush Unit Both Sides(Facing) for Ganging - \$95
- FC-R: Flush Unit Right(Facing) for Ganging - \$95
- FC-L: Flush Unit Left (Facing) for Ganging - \$95

MOLDING

- DSM1: Delete Dentil Molding Only - n/c

TASK LIGHTING

- LT-LED24: 24" LED Tasklight - \$90
- LT-LED48: 48" LED Tasklight - \$165
- LT-LED60: 60" LED Tasklight - \$180
- LC22: 20" LT-LED Tasklight Linking Cable - \$20
- WAR-D: Delete Tasklight Concealment Apron Rail - Deduct \$175

4 SELECT HARDWARE



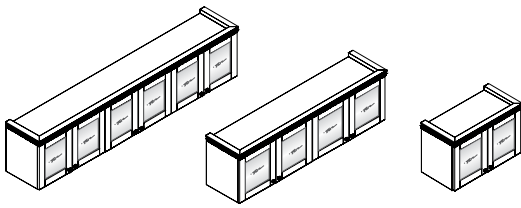
DK-125 Antique Pewter
DK-126 Antique English
DK-127 Matte Black



DK-128 Antique Pewter



DK-220 Pewter
DK-221 Matte Black



SINGLE HEIGHT WOOD FRAME LEADED/BEVELED GLASS DOORS

STANDARD FEATURES

- 2" Top cornice frame with dentil moldings on 3 sides
- Interior cabinet depth 12.5"
- Prices include ganging mitre fit as specified
- Tasklight concealment apron rail
- Wall mount rail included

surfaces.

- Proper installation is critical to ensure safety from possible falling cabinets. The factory assumes no liability for damage or injury from the following: Installation into non-load bearing walls. Improper fasteners used in installation. Overloading of cabinets resulting in failures of wall and surrounding structures, fasteners, or cabinet construction. Misuse of cabinets for intended purposes.

NOTES

- DARRAN assumes no responsibility for installation issues related to unlevel wall

[CLICK HERE TO VIEW PRODUCT INDEX](#)

1 SELECT A STYLE

DIMENSIONS		STYLE NUMBER	LIST PRICE	STYLE NUMBER	LIST PRICE	STYLE NUMBER	LIST PRICE
W" x D" x H"	WGT	"W" Veneer Top Veneer Chassis		"G" High Pressure Laminate Top Veneer Chassis		"M" Thermally Fused Laminate Top Thermally Fused Laminate Chassis	
6 Door							
94 x 15 x 20	190	PRA9420WH329W	5199	"G" Option N/A		"M" Option N/A	
88 x 15 x 20	175	PRA8820WH329W	4954	"G" Option N/A		"M" Option N/A	
4 Door							
71 x 15 x 20	145	PRA7120WH329W	3818	"G" Option N/A		"M" Option N/A	
65 x 15 x 20	130	PRA6520WH329W	3696	"G" Option N/A		"M" Option N/A	
59 x 15 x 20	120	PRA5920WH329W	3550	"G" Option N/A		"M" Option N/A	
2 Door							
36 x 15 x 20	75	PRA3620WH329W	2113	"G" Option N/A		"M" Option N/A	
30 x 15 x 20	65	PRA3020WH329W	2024	"G" Option N/A		"M" Option N/A	

2 SELECT A FINISH

"W" Veneer	"G" HPL	"M" TFL	Finish
WAC	-	-	Amber Cherry
WRC	-	-	Caramel Cherry
WIC	-	-	Crimson Cherry
WEC	-	-	Ebony Cherry
WHC	-	-	Honey Cherry
WOC	-	-	KoKo Cherry
WSC	-	-	Scotch Cherry
WEW	-	-	Executive Walnut
WRW	GRW	-	Gray Luster Walnut
WGW	-	-	Gunstock Walnut
WJW	-	-	Judicial Walnut
WNW	-	-	Natural Walnut
WTW	-	-	Studio Teak Walnut

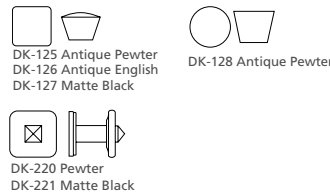
3 SELECT AN EDGE

Edge Profile Option Not Available

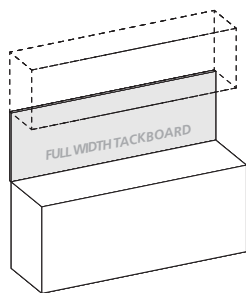
5 OPTIONS

- DOOR**
- D2: Door Lock - \$95 per door Set
 - D6: Delete Doors - n/c
 - D9SC: Soft Close Door Hinges - \$15 per Door
 - D35: Replace glass panel insert with veneer panel insert - \$30 per door
- FLUSH CUT**
- FC-B: Flush Unit Both Sides(Facing) for Ganging - \$95
 - FC-R: Flush Unit Right(Facing) for Ganging - \$95
 - FC-L: Flush Unit Left (Facing) for Ganging - \$95
- INTERIOR CABINET LIGHTING**
- LEDPK starter kit includes Infeed, 1 Puck Interior Light and the ability to daisy chain up to 6 total Puck Lights
- LEDPK: LED Puck Starter Kit - \$295
 - PK: 1 LED Interior Light - \$125
- TASK LIGHTING**
- LT-LED24: 24" LED Tasklight - \$90
 - LT-LED48: 48" LED Tasklight - \$165
 - LT-LED60: 60" LED Tasklight - \$180
 - LC22: 20" LT-LED Tasklight Linking Cable - \$20
 - WAR-D: Delete Tasklight Concealment Apron Rail - Deduct \$175
- MOLDING**
- DSM1: Delete Dentil Molding Only - n/c

4 SELECT HARDWARE



WALL HUNG TACKBOARDS

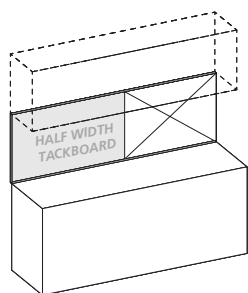


FULL WIDTH TACKBOARDS

STANDARD FEATURES

- Constructed of .5" thick fiberboard
- Fabric is precisely aligned and fitted to the tackboard
- Adhered to the rigid hardboard with staples

PRODUCT WIDTH	PANEL DIMENSION	SKU	COM	1	2	3	4	5	6	7	8	9	10	11/L1	12	13/L2
94	93 x .75 x 24	FTWH9324	447	558	609	660	711	762	813	864	915	966	1,017	1,068	1,119	1,221
88	87 x .75 x 24	FTWH8724	431	522	570	618	666	714	762	810	858	906	954	1,002	1,050	1,146
84	83 x .75 x 24	FTWH8324	406	498	544	590	636	682	728	774	820	866	912	958	1,004	1,096
77	76 x .75 x 24	FTWH7624	373	456	499	542	585	628	671	714	757	800	843	886	929	1,015
71	70 x .75 x 24	FTWH7024	341	420	460	500	540	580	620	660	700	740	780	820	860	940
65	64 x .75 x 24	FTWH6424	310	384	420	456	492	528	564	600	636	672	708	744	780	852
59	58 x .75 x 24	FTWH5824	283	348	380	412	444	476	508	540	572	604	636	668	700	764
48	47 x .75 x 24	FTWH4724	227	282	309	336	363	390	417	444	471	498	525	552	579	633
36	35 x .75 x 24	FTWH3524	169	210	230	250	270	290	310	330	350	370	390	410	430	470
30	29 x .75 x 24	FTWH2924	137	174	191	208	225	242	259	276	293	310	327	344	361	395



WALL HUNG TACKBOARDS

HALF WIDTH TACKBOARDS

STANDARD FEATURES

- Constructed of .5" thick fiberboard
- Fabric is precisely aligned and fitted to the tackboard
- Adhered to the rigid hardboard with staples

Notes

- Half width tackboards can be specified and combined with a Veneer Panel, Marker Board, Slat Wall or Glass Board. See "Half Width" items under product width.
- Must specify Right or left facing tackboard

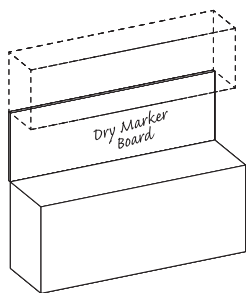
PRODUCT WIDTH	PANEL DIMENSION	SKU	COM	1	2	3	4	5	6	7	8	9	10	11/L1	12	13/L2
94 Half Width	46.5 x .75 x 24	FTWH4624	224	279	305	330	356	381	407	432	458	483	509	534	560	611
88 Half Width	43.5 x .75 x 24	FTWH4324	216	261	285	309	333	357	381	405	429	453	477	501	525	573
84 Half Width	41.5 x .75 x 24	FTWH4124	203	249	272	295	318	341	364	387	410	433	456	479	502	548
77 Half Width	38 x .75 x 24	FTWH3824	187	228	250	271	293	314	336	357	379	400	422	443	465	508
71 Half Width	35 x .75 x 24	FTWH3524	171	210	230	250	270	290	310	330	350	370	390	410	430	470
65 Half Width	32 x .75 x 24	FTWH3224	155	192	210	228	246	264	282	300	318	336	354	372	390	426

WALL HUNG DRY MARKER BOARD

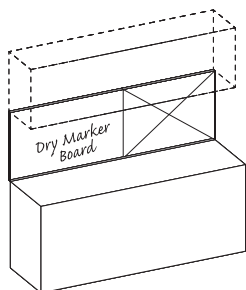
FULL WIDTH DRY MARKER BOARD

STANDARD FEATURES

- Dry marker panel has edge trim molding
- Standard magnetic surface



PRODUCT WIDTH	PANEL DIMENSION	SKU	LIST
94	93 x .75 x 24	DMWH9324	1116
88	87 x .75 x 24	DMWH8724	1044
84	83 x .75 x 24	DMWH8324	984
77	76 x .75 x 24	DMWH7624	912
71	70 x .75 x 24	DMWH7024	840
65	64 x .75 x 24	DMWH6424	768
59	58 x .75 x 24	DMWH5824	696
48	47 x .75 x 24	DMWH4724	564
36	35 x .75 x 24	DMWH3524	420
30	29 x .75 x 24	DMWH2924	348



PRODUCT WIDTH	PANEL DIMENSION	SKU	LIST
94 Half Width	46.5 x .75 x 24	DMWH4624	558
88 Half Width	43.5 x .75 x 24	DMWH4324	522
84 Half Width	41.5 x .75 x 24	DMWH4124	498
77 Half Width	38 x .75 x 24	DMWH3824	456
71 Half Width	35 x .75 x 24	DMWH3524	420
65 Half Width	32 x .75 x 24	DMWH3224	384

WALL HUNG DRY MARKER BOARD

HALF WIDTH DRY MARKER BOARD

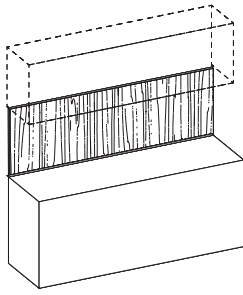
STANDARD FEATURES

- Dry marker panel has edge trim molding
- Standard magnetic surface

Notes

- Half width dry marker boards can be specified and combined with a Tackboard, Veneer Panel, Slat Wall or Glass Board. See "Half Width" items under product width.
- Must specify Right or left facing dry marker board

WALL HUNG VENEER PANEL

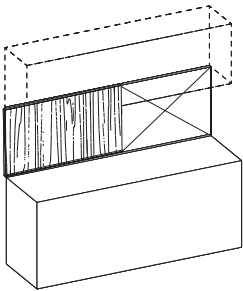


FULL WIDTH VENEER PANEL

STANDARD FEATURES

- Can be used with or without overhead cabinet.
- Required for other accessory panels.
- Veneer edges.
- Vertical wire channels on back for task light cords.
- Steel mounting wall channel is recessed for flush mounting.

PRODUCT WIDTH	PANEL DIMENSION	SKU	LIST
94	93 x .75 x 24	VPWH9324	930
88	87 x .75 x 24	VPWH8724	870
84	83 x .75 x 24	VPWH8324	820
77	76 x .75 x 24	VPWH7624	760
71	70 x .75 x 24	VPWH7024	700
65	64 x .75 x 24	VPWH6424	640
59	58 x .75 x 24	VPWH5824	580
48	47 x .75 x 24	VPWH4724	470
36	35 x .75 x 24	VPWH3524	350
30	29 x .75 x 24	VPWH2924	290



WALL HUNG VENEER PANEL

HALF WIDTH VENEER PANEL

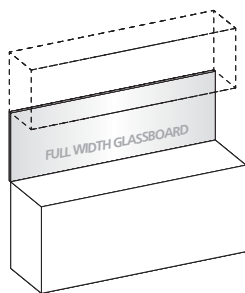
STANDARD FEATURES

- Can be used with or without overhead cabinet.
- Required for other accessory panels.
- Veneer edges.
- Vertical wire channels on back for task light cords.
- Steel mounting wall channel is recessed for flush mounting.

Notes

- Half width veneer panels can be specified and combined with a Tackboard, Marker Board, Slat Wall or Glass Board. See "Half Width" items under product width.
- Must specify Right or left facing veneer panel

PRODUCT WIDTH	PANEL DIMENSION	SKU	LIST
94 Half Width	46.5 x .75 x 24	VPWH4624	465
88 Half Width	43.5 x .75 x 24	VPWH4324	435
84 Half Width	41.5 x .75 x 24	VPWH4124	415
77 Half Width	38 x .75 x 24	VPWH3824	380
71 Half Width	35 x .75 x 24	VPWH3524	350
65 Half Width	32 x .75 x 24	VPWH3224	320

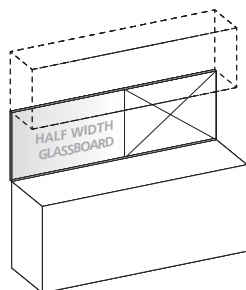


FULL WIDTH GLASSBOARDS

STANDARD FEATURES

- 4 mm tempered glass
- Use glass cleaner or alcohol to clean
- Standard dry erase markers may be used
- Earth magnets are required to hold items securely in place
- Hung with Z-Strip mounting system

PRODUCT WIDTH	PANEL DIMENSION	SKU	LIST
94	93 x .75 x 24	GBWH9324	2647
88	87 x .75 x 24	GBWH8724	2487
84	83 x .75 x 24	GBWH8324	2380
77	76 x .75 x 24	GBWH7624	2193
71	70 x .75 x 24	GBWH7024	2033
65	64 x .75 x 24	GBWH6424	1873
59	58 x .75 x 24	GBWH5824	1712
48	47 x .75 x 24	GBWH4724	1419
36	35 x .75 x 24	GBWH3524	1098
30	29 x .75 x 24	GBWH2924	938



WALL HUNG GLASSBOARD

HALF WIDTH GLASSBOARDS

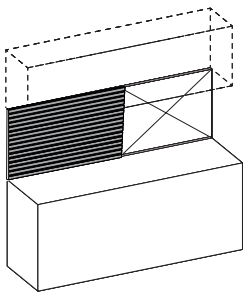
STANDARD FEATURES

- 4 mm tempered glass
- Use glass cleaner or alcohol to clean
- Standard dry erase markers may be used
- Earth magnets are required to hold items securely in place
- Hung with Z-Strip mounting system

Notes

- Half width glassboards can be specified and combined with a Tackboard, Veneer panel, Marker Board or Slat Wall. See "Half Width" items under product width.
- Must specify Right or left facing glassboard

PRODUCT WIDTH	PANEL DIMENSION	SKU	LIST
94 Half Width	46.5 x .75 x 24	GBWH4624	1405
88 Half Width	43.5 x .75 x 24	GBWH4324	1325
84 Half Width	41.5 x .75 x 24	GBWH4124	1272
77 Half Width	38 x .75 x 24	GBWH3824	1185
71 Half Width	35 x .75 x 24	GBWH3524	1098
65 Half Width	32 x .75 x 24	GBWH3224	1018



HALF WIDTH SLAT WALL

STANDARD FEATURES

- Available in silver or black
- For use on 42"/43" height consoles

Notes

- Half width slat walls can be specified and combined with a Tackboard, Veneer panel, Marker Board or Glassboard. See "Half Width" items under product width.
- Must specify Right or left facing slat wall

PRODUCT WIDTH	PANEL DIMENSION	SKU	LIST
94 Half Width	46.5 x .75 x 24	SWWH4624	465
88 Half Width	43.5 x .75 x 24	SWWH4324	435
84 Half Width	41.5 x .75 x 24	SWWH4124	415
77 Half Width	38 x .75 x 24	SWWH3824	380
71 Half Width	35 x .75 x 24	SWWH3524	350
65 Half Width	32 x .75 x 24	SWWH3224	320

GANGING - OVERHEAD TOWER - PANEL DOORS

WARDROBE / STORAGE

STANDARD FEATURES

- 3/4" Veneer adjustable shelves
- 2 Adjustable shelves
- Flush on one end so you can gang with overhead consoles/overhead bookcase hutches
- Interior shelf depth 12"
- Prices include ganging mitre fit as specified

- Unit has black back panel and is not designed for Open Plan use. Select OPB Option for Open Plan application

NOTES

- Ganged Units Must Be Clearly Noted As To Individual Unit Locations

[CLICK HERE TO VIEW PRODUCT INDEX](#)

1 SELECT A STYLE

DIMENSIONS		STYLE NUMBER	LIST PRICE	STYLE NUMBER	LIST PRICE	STYLE NUMBER	LIST PRICE
W" x D" x H"	WGT	"W" Veneer Veneer Top Veneer Chassis		"G" HPL High Pressure Laminate Top Veneer Chassis		"M" TFL Thermally Fused Laminate Top Thermally Fused Laminate Chassis	
Hinged Left							
17.5 x 15 x 44	100	PRA1744OH340W	2117	"G" Option N/A		"M" Option N/A	
14.5 x 15 x 44	85	PRA1444OH340W	2055	"G" Option N/A		"M" Option N/A	
Hinged Right							
17.5 x 15 x 44	100	PRA1744OH341W	2117	"G" Option N/A		"M" Option N/A	
14.5 x 15 x 44	85	PRA1444OH341W	2055	"G" Option N/A		"M" Option N/A	

2 SELECT A FINISH

"W" Veneer	"G" HPL	"M" TFL	
WAC	-	-	Amber Cherry
WRC	-	-	Caramel Cherry
WIC	-	-	Crimson Cherry
WEC	-	-	Ebony Cherry
WHC	-	-	Honey Cherry
WOC	-	-	KoKo Cherry
WSC	-	-	Scotch Cherry
WEW	-	-	Executive Walnut
WRW	GRW	-	Gray Luster Walnut
WGW	-	-	Gunstock Walnut
WJW	-	-	Judicial Walnut
WNW	-	-	Natural Walnut
WTW	-	-	Studio Teak Walnut

3 SELECT AN EDGE

Edge Profile
Option Not Available

5 OPTIONS

DOOR

- D2: Door lock - \$95 per door
- D6: Delete Doors - n/c
- D9SC: Soft Close Door Hinges - \$15 per Door

MOLDING

- DSM1: Delete Dentil Molding Only - n/c

OPEN PLAN

- OPB: "W" "G" Style - Modify Unit for Open Plan Application - \$395

4 SELECT HARDWARE



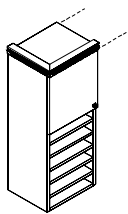
DK-125 Antique Pewter
DK-126 Antique English
DK-127 Matte Black



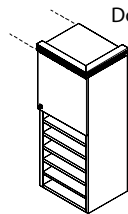
DK-128 Antique Pewter



DK-220 Pewter
DK-221 Matte Black



Door Hinged Left



Door Hinged Right

GANGING STORAGE / ORGANIZER PANEL DOOR

STANDARD FEATURES

- 3/4" Veneer adjustable shelves
- 5 Adjustable shelves
- Flush on one end so you can gang with overhead consoles/overhead bookcase hutches
- Interior cabinet depth 12.5"
- Prices include ganging mitre fit as specified
- Use to create specific task solutions

Individual Unit Locations

- Unit has black back panel and is not designed for Open Plan use. Select OPB Option for Open Plan application

NOTES

- Ganged Units Must Be Clearly Noted As To

[CLICK HERE TO VIEW PRODUCT INDEX](#)

1 SELECT A STYLE

DIMENSIONS		STYLE NUMBER	LIST PRICE	STYLE NUMBER	LIST PRICE	STYLE NUMBER	LIST PRICE
W" x D" x H"	WGT	"W" Veneer Top Veneer Chassis		"G" High Pressure Laminate Top Veneer Chassis		"M" Thermally Fused Laminate Top Thermally Fused Laminate Chassis	
Hinged Left							
17.5 x 15 x 44	80	PRA1744OH408W	2178	"G" Option N/A		"M" Option N/A	
14.5 x 15 x 44	70	PRA1444OH408W	2117	"G" Option N/A		"M" Option N/A	
Hinged Right							
17.5 x 15 x 44	80	PRA1744OH409W	2178	"G" Option N/A		"M" Option N/A	
14.5 x 15 x 44	70	PRA1444OH409W	2117	"G" Option N/A		"M" Option N/A	

2 SELECT A FINISH

"W" Veneer	"G" HPL	"M" TFL	Finish
WAC	-	-	Amber Cherry
WRC	-	-	Caramel Cherry
WIC	-	-	Crimson Cherry
WEC	-	-	Ebony Cherry
WHC	-	-	Honey Cherry
WOC	-	-	KoKo Cherry
WSC	-	-	Scotch Cherry
WEW	-	-	Executive Walnut
WRW	GRW	-	Gray Luster Walnut
WGW	-	-	Gunstock Walnut
WJW	-	-	Judicial Walnut
WNW	-	-	Natural Walnut
WTW	-	-	Studio Teak Walnut

3 SELECT AN EDGE

Edge Profile
Option Not Available

5 OPTIONS

DOOR

- D2: Door lock - \$95 per door
- D6: Delete Doors - n/c
- D9SC: Soft Close Door Hinges - \$15 per Door

MOLDING

- DSM1: Delete Dentil Molding Only - n/c

OPEN PLAN

- OPB: "W" "G" Style - Modify Unit for Open Plan Application - \$395

4 SELECT HARDWARE



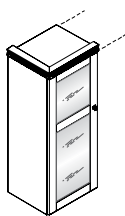
DK-125 Antique Pewter
DK-126 Antique English
DK-127 Matte Black



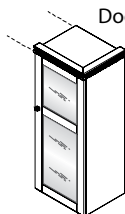
DK-128 Antique Pewter



DK-220 Pewter
DK-221 Matte Black



Door Hinged Left



Door Hinged Right

GANGING WARDROBE / STORAGE

STANDARD FEATURES

- 3/4" Veneer adjustable shelves
- 2 Adjustable shelves
- Flush on one end so you can gang with overhead consoles/overhead bookcase hutches
- Interior shelf depth 12"
- Prices include ganging mitre fit as specified
- Solid wood door frame
- Use to create specific task solutions

- Ganged Units Must Be Clearly Noted As To Individual Unit Locations
- Unit has black back panel and is not designed for Open Plan use. Select OPB Option for Open Plan application

NOTES

[CLICK HERE TO VIEW PRODUCT INDEX](#)

1 SELECT A STYLE

DIMENSIONS		STYLE NUMBER	LIST PRICE	STYLE NUMBER	LIST PRICE	STYLE NUMBER	LIST PRICE
W" x D" x H"	WGT	"W" Veneer Top Veneer Chassis		"G" High Pressure Laminate Top Veneer Chassis		"M" Thermally Fused Laminate Top Thermally Fused Laminate Chassis	
Hinged Left							
17.5 x 15 x 44	100	PRA1744OH342W	2362	"G" Option N/A		"M" Option N/A	
14.5 x 15 x 44	85	PRA1444OH342W	2300	"G" Option N/A		"M" Option N/A	
Hinged Right							
17.5 x 15 x 44	100	PRA1744OH343W	2362	"G" Option N/A		"M" Option N/A	
14.5 x 15 x 44	85	PRA1444OH343W	2300	"G" Option N/A		"M" Option N/A	

2 SELECT A FINISH

"W" Veneer	"G" HPL	"M" TFL	Finish
WAC	-	-	Amber Cherry
WRC	-	-	Caramel Cherry
WIC	-	-	Crimson Cherry
WEC	-	-	Ebony Cherry
WHC	-	-	Honey Cherry
WOC	-	-	KoKo Cherry
WSC	-	-	Scotch Cherry
WEW	-	-	Executive Walnut
WRW	GRW	-	Gray Luster Walnut
WGW	-	-	Gunstock Walnut
WJW	-	-	Judicial Walnut
WNW	-	-	Natural Walnut
WTW	-	-	Studio Teak Walnut

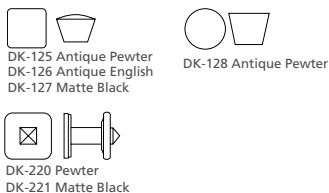
3 SELECT AN EDGE

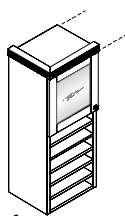
Edge Profile Option Not Available

5 OPTIONS

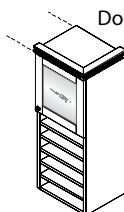
- DOOR**
- D2: Door lock - \$95 per door
 - D9SC: Soft Close Door Hinges - \$15 per Door
 - D35: Replace glass panel insert with veneer panel insert - \$30 per door
- INTERIOR CABINET LIGHTING**
- LEDPK starter kit includes Infeed, 1 Puck Interior Light and the ability to daisy chain up to 6 total Puck Lights
- LEDPK: LED Puck Starter Kit - \$295
 - PK: 1 LED Interior Light - \$125
- MOLDING**
- DSM1: Delete Dentil Molding Only - n/c
- OPEN PLAN**
- OPB: "W" "G" Style - Modify Unit for Open Plan Application - \$395
- SHELF**
- GS14H: Replace Standard Shelves with Glass Shelves - \$65 per Shelf

4 SELECT HARDWARE





Door Hinged Left



Door Hinged Right

GANGING OVERHEAD WOOD FRAME LEADED/BEVELED GLASS

STANDARD FEATURES

- 3/4" Veneer adjustable shelves
- 5 Adjustable shelves
- Can be ganged with: Overhead consoles/ Overhead bookcases
- Flush on one end so you can gang with overhead consoles/overhead bookcase hutches
- Interior cabinet depth 12.5"
- Prices include ganging mitre fit as specified
- Solid wood door frame

NOTES

- Ganged Units Must Be Clearly Noted As To Individual Unit Locations
- Unit has black back panel and is not designed for Open Plan use. Select OPB Option for Open Plan application

[CLICK HERE TO VIEW PRODUCT INDEX](#)

1 SELECT A STYLE

DIMENSIONS		STYLE NUMBER	LIST PRICE	STYLE NUMBER	LIST PRICE	STYLE NUMBER	LIST PRICE
W" x D" x H"	WGT	"W" Veneer Veneer Top Veneer Chassis		"G" HPL High Pressure Laminate Top Veneer Chassis		"M" TFL Thermally Fused Laminate Top Thermally Fused Laminate Chassis	
Hinged Left							
17.5 x 15 x 44	80	PRA1744OH412W	2300	"G" Option N/A		"M" Option N/A	
14.5 x 15 x 44	70	PRA1444OH412W	2239	"G" Option N/A		"M" Option N/A	
Hinged Right							
17.5 x 15 x 44	80	PRA1744OH413W	2300	"G" Option N/A		"M" Option N/A	
14.5 x 15 x 44	70	PRA1444OH413W	2239	"G" Option N/A		"M" Option N/A	

2 SELECT A FINISH

"W" Veneer	"G" HPL	"M" TFL	Finish
WAC	-	-	Amber Cherry
WRC	-	-	Caramel Cherry
WIC	-	-	Crimson Cherry
WEC	-	-	Ebony Cherry
WHC	-	-	Honey Cherry
WOC	-	-	KoKo Cherry
WSC	-	-	Scotch Cherry
WEW	-	-	Executive Walnut
WRW	GRW	-	Gray Luster Walnut
WGW	-	-	Gunstock Walnut
WJW	-	-	Judicial Walnut
WNW	-	-	Natural Walnut
WTW	-	-	Studio Teak Walnut

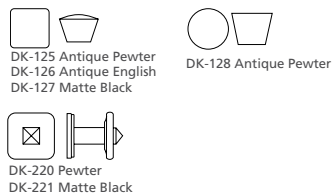
3 SELECT AN EDGE

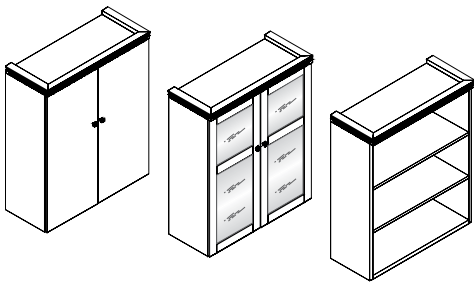
Edge Profile
Option Not Available

5 OPTIONS

- DOOR**
- D2: Door lock - \$95 per door
 - D9SC: Soft Close Door Hinges - \$15 per Door
 - D35: Replace glass panel insert with veneer panel insert - \$30 per door
- INTERIOR CABINET LIGHTING**
- LEDPK starter kit includes Infeed, 1 Puck Interior Light and the ability to daisy chain up to 6 total Puck Lights
- LEDPK: LED Puck Starter Kit - \$295
 - PK: 1 LED Interior Light - \$125
- MOLDING**
- DSM1: Delete Dentil Molding Only - n/c
- OPEN PLAN**
- OPB: "W" "G" Style - Modify Unit for Open Plan Application - \$395
- SHELF**
- GS14H: Replace Standard Shelves with Glass Shelves - \$65 per Shelf

4 SELECT HARDWARE





BOOKCASE/HUTCH OVERHEAD

STANDARD FEATURES

- 2" Top cornice frame with dentil molding
- 2 Adjustable shelves
- Interior shelf depth 12"
- Prices include ganging mitre fit as specified

NOTES

- Unit has black back panel and is not designed for Open Plan use. Select OPB Option for Open Plan application

[CLICK HERE TO VIEW PRODUCT INDEX](#)

1 SELECT A STYLE

DIMENSIONS		STYLE NUMBER	LIST PRICE	STYLE NUMBER	LIST PRICE	STYLE NUMBER	LIST PRICE
W" x D" x H"	WGT	"W" Veneer Veneer Top Veneer Chassis		"G" HPL High Pressure Laminate Top Veneer Chassis		"M" TFL Thermally Fused Laminate Top Thermally Fused Laminate Chassis	
Panel Door							
36 x 15 x 44	130	PRA3644OH570W	2501	"G" Option N/A		"M" Option N/A	
30 x 15 x 44	125	PRA3044OH570W	2378	"G" Option N/A		"M" Option N/A	
Frame Door							
36 x 15 x 44	120	PRA3644OH552W	2991	"G" Option N/A		"M" Option N/A	
30 x 15 x 44	115	PRA3044OH552W	2869	"G" Option N/A		"M" Option N/A	
Open Bookcase							
36 x 15 x 44	100	PRA3644OH551W	2133	"G" Option N/A		"M" Option N/A	
30 x 15 x 44	90	PRA3044OH551W	2011	"G" Option N/A		"M" Option N/A	

2 SELECT A FINISH

"W" Veneer	"G" HPL	"M" TFL	Finish
WAC	-	-	Amber Cherry
WRC	-	-	Caramel Cherry
WIC	-	-	Crimson Cherry
WEC	-	-	Ebony Cherry
WHC	-	-	Honey Cherry
WOC	-	-	KoKo Cherry
WSC	-	-	Scotch Cherry
WEW	-	-	Executive Walnut
WRW	GRW	-	Gray Luster Walnut
WGW	-	-	Gunstock Walnut
WJW	-	-	Judicial Walnut
WNW	-	-	Natural Walnut
WTW	-	-	Studio Teak Walnut

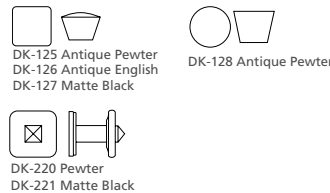
3 SELECT AN EDGE

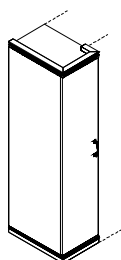
Edge Profile Option Not Available

5 OPTIONS

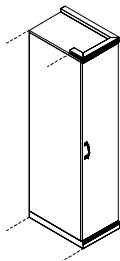
- DOOR**
- D6: Delete Doors - n/c
 - D9SC: Soft Close Door Hinges - \$15 per Door
 - D35: Replace glass panel insert with veneer panel insert - \$30 per door
- FLUSH CUT**
- FC-B: Flush Unit Both Sides(Facing) for Ganging - \$95
 - FC-R: Flush Unit Right(Facing) for Ganging - \$95
 - FC-L: Flush Unit Left (Facing) for Ganging - \$95
- INTERIOR CABINET LIGHTING**
- LEDPK starter kit includes Infeed, 1 Puck Interior Light and the ability to daisy chain up to 6 total Puck Lights
- LEDPK: LED Puck Starter Kit - \$295
 - PK: 1 LED Interior Light - \$125
- MOLDING**
- DSM1: Delete Dentil Molding Only - n/c
- OPEN PLAN**
- OPB: "W" "G" Style - Modify Unit for Open Plan Application - \$395
- SHELF**
- GS14F: Replace Standard Shelves with Glass Shelves - \$85 per Shelf
 - S714F: Replace Standard Shelf with Heavy Duty Lumber 1" Shelf - \$75 per Shelf ("M" Styles - n/a)

4 SELECT HARDWARE





Door Hinged Left



Door Hinged Right

GANGING VERTICAL WARDROBE PANEL DOOR

STANDARD FEATURES

- All veneer interior
- Cornice with dentil molding
- Hardwood base/cornice/dentil molding
- Prices include ganging mitre fit as specified
- Wardrobe w/ coat rod & hook

- Flush on one end so you can gang with overhead consoles / overhead bookcase hutches

NOTES

- Unit has black back panel and is not designed for Open Plan use. Select OPB Option for Open Plan application

[CLICK HERE TO VIEW PRODUCT INDEX](#)

1 SELECT A STYLE

DIMENSIONS		STYLE NUMBER	LIST PRICE	STYLE NUMBER	LIST PRICE	STYLE NUMBER	LIST PRICE
W" x D" x H"	WGT	"W" Veneer Top Veneer Chassis		"G" HPL High Pressure Laminate Top Veneer Chassis		"M" TFL Thermally Fused Laminate Top Thermally Fused Laminate Chassis	
Hinged Left							
16 x 24 x 73	170	PRA1673TW283W	2908	"G" Option N/A		"M" Option N/A	
Hinged Right							
16 x 24 x 73	170	PRA1673TW284W	2908	"G" Option N/A		"M" Option N/A	

2 SELECT A FINISH

"W" Veneer	"G" HPL	"M" TFL	
WAC	-	-	Amber Cherry
WRC	-	-	Caramel Cherry
WIC	-	-	Crimson Cherry
WEC	-	-	Ebony Cherry
WHC	-	-	Honey Cherry
WOC	-	-	KoKo Cherry
WSC	-	-	Scotch Cherry
WEW	-	-	Executive Walnut
WRW	GRW	-	Gray Luster Walnut
WGW	-	-	Gunstock Walnut
WJW	-	-	Judicial Walnut
WNW	-	-	Natural Walnut
WTW	-	-	Studio Teak Walnut

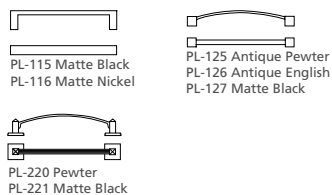
3 SELECT AN EDGE

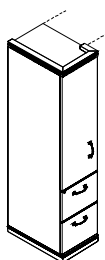
Edge Profile
Option Not Available

5 OPTIONS

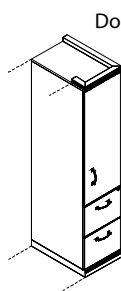
- DOOR**
- D2: Door lock - \$95 per door
 - D6: Delete Doors - n/c
 - D9SC: Soft Close Door Hinges - \$15 per Door
- FREESTANDING**
- FREE-ST: unit for freestanding use - \$100
- MOLDING**
- DSM1: Delete Dentil Molding Only - n/c
- OPEN PLAN**
- OPB: "W" "G" Style - Modify Unit for Open Plan Application - \$395

4 SELECT HARDWARE





Door Hinged Left



Door Hinged Right

GANGING VERTICAL STORAGE / FILE PANEL DOOR TOWER

STANDARD FEATURES

- 2 Adjustable shelves, 1 fixed
- Cornice top with dentil molding
- Full extension drawers - locking
- Hardwood base/cornice/dentil molding
- Prices include ganging mitre fit as specified
- Soft close suspension drawer(s)
- Wardrobe w/ coat rod & hook

for Open Plan use. Select OPB Option for Open Plan application
 - Flush on one end so you can gang with overhead consoles / overhead bookcase hutches

NOTES

- Unit has black back panel and is not designed

[CLICK HERE TO VIEW PRODUCT INDEX](#)

1 SELECT A STYLE

DIMENSIONS		STYLE NUMBER	LIST PRICE	STYLE NUMBER	LIST PRICE	STYLE NUMBER	LIST PRICE
W" x D" x H"	WGT	"W" Veneer Top Veneer Chassis		"G" HPL High Pressure Laminate Top Veneer Chassis		"M" TFL Thermally Fused Laminate Top Thermally Fused Laminate Chassis	
Hinged Left							
16 x 24 x 73	180	PRA1673TW291W	3398	"G" Option N/A		"M" Option N/A	
Hinged Right							
16 x 24 x 73	180	PRA1673TW292W	3398	"G" Option N/A		"M" Option N/A	

2 SELECT A FINISH

"W" Veneer	"G" HPL	"M" TFL	
WAC	-	-	Amber Cherry
WRC	-	-	Caramel Cherry
WIC	-	-	Crimson Cherry
WEC	-	-	Ebony Cherry
WHC	-	-	Honey Cherry
WOC	-	-	KoKo Cherry
WSC	-	-	Scotch Cherry
WEW	-	-	Executive Walnut
WRW	GRW	-	Gray Luster Walnut
WGW	-	-	Gunstock Walnut
WJW	-	-	Judicial Walnut
WNW	-	-	Natural Walnut
WTW	-	-	Studio Teak Walnut

3 SELECT AN EDGE

Edge Profile
Option Not Available

5 OPTIONS

DOOR

- D2: Door lock - \$95 per door
- D6: Delete Doors - n/c
- D9SC: Soft Close Door Hinges - \$15 per Door

DRAWERS

- P6: Modify File/File to Box/Box/File - \$50 per pedestal

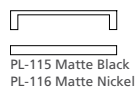
MOLDING

- DSM1: Delete Dentil Molding Only - n/c

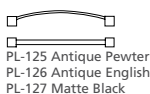
OPEN PLAN

- OPB: "W" "G" Style - Modify Unit for Open Plan Application - \$395

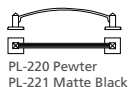
4 SELECT HARDWARE




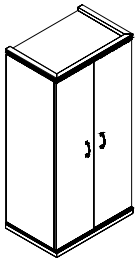
PL-115 Matte Black
PL-116 Matte Nickel



PL-125 Antique Pewter
PL-126 Antique English
PL-127 Matte Black



PL-220 Pewter
PL-221 Matte Black



FREESTANDING PANEL DOOR - WARDROBE / STORAGE

STANDARD FEATURES

- 3 Adjustable shelves, 1 fixed
- Hardwood base/cornice/dentil molding
- Prices include ganging mitre fit as specified
- Wardrobe w/ coat rod & hook

to fit specified ganging locations

NOTES

- Unit has black back panel and is not designed for Open Plan use. Select OPB Option for Open Plan application
- Ganging: Factory modified cornice top & base

[CLICK HERE TO VIEW PRODUCT INDEX](#)

1 SELECT A STYLE

DIMENSIONS		STYLE NUMBER	LIST PRICE	STYLE NUMBER	LIST PRICE	STYLE NUMBER	LIST PRICE
W" x D" x H"	WGT	"W" Veneer Top Veneer Chassis		"G" HPL High Pressure Laminate Top Veneer Chassis		"M" TFL Thermally Fused Laminate Top Thermally Fused Laminate Chassis	
36 x 24 x 73	350	PRA3673TW275W	4990	"G" Option N/A		"M" Option N/A	
30 x 24 x 73	315	PRA3073TW275W	4869	"G" Option N/A		"M" Option N/A	

2 SELECT A FINISH

"W" Veneer	"G" HPL	"M" TFL	
WAC	-	-	Amber Cherry
WRC	-	-	Caramel Cherry
WIC	-	-	Crimson Cherry
WEC	-	-	Ebony Cherry
WHC	-	-	Honey Cherry
WOC	-	-	KoKo Cherry
WSC	-	-	Scotch Cherry
WEW	-	-	Executive Walnut
WRW	GRW	-	Gray Luster Walnut
WGW	-	-	Gunstock Walnut
WJW	-	-	Judicial Walnut
WNW	-	-	Natural Walnut
WTW	-	-	Studio Teak Walnut

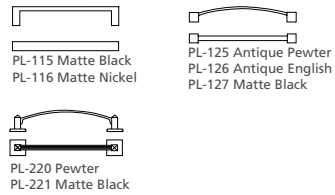
3 SELECT AN EDGE

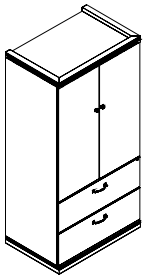
Edge Profile
Option Not Available

5 OPTIONS

- DOOR**
- D2: Door lock - \$95 per door
 - D6: Delete Doors - n/c
 - D9SC: Soft Close Door Hinges - \$15 per Door
- DELETE CENTER PARTITION**
- MOD31: Delete Center Partition / Add (3) Full Width Adj. Shelves & (1) Fixed - \$295
- FLUSH CUT**
- FC-B: Flush Unit Both Sides(Facing) for Ganging - \$95
 - FC-R: Flush Unit Right(Facing) for Ganging - \$95
 - FC-L: Flush Unit Left (Facing) for Ganging - \$95
- MOLDING**
- DSM1: Delete Dentil Molding Only - n/c
- OPEN PLAN**
- OPB: "W" "G" Style - Modify Unit for Open Plan Application - \$395

4 SELECT HARDWARE





FREESTANDING FILE / WARDROBE - PANEL DOOR

STANDARD FEATURES

- 3 Adjustable shelves, 1 fixed
- Can be ganged to 15" or 24" deep towers
- Full extension drawers - locking
- Hardwood base/cornice/dentil molding
- Prices include ganging mitre fit as specified
- Profile top with dentil molding
- Soft close suspension drawer(s)
- Wardrobe w/ coat rod & hook

- Unit has black back panel and is not designed for Open Plan use. Select OPB Option for Open Plan application
- Ganging: Factory modified cornice top & base to fit specified ganging locations

NOTES

[CLICK HERE TO VIEW PRODUCT INDEX](#)

1 SELECT A STYLE

DIMENSIONS		STYLE NUMBER	LIST PRICE	STYLE NUMBER	LIST PRICE	STYLE NUMBER	LIST PRICE
W" x D" x H"	WGT	"W" Veneer Top Veneer Chassis		"G" High Pressure Laminate Top Veneer Chassis		"M" Thermally Fused Laminate Top Thermally Fused Laminate Chassis	
36 x 24 x 73	360	PRA3673TW281W	5359	"G" Option N/A		"M" Option N/A	
30 x 24 x 73	325	PRA3073TW281W	5235	"G" Option N/A		"M" Option N/A	

2 SELECT A FINISH

"W" Veneer	"G" HPL	"M" TFL	
WAC	-	-	Amber Cherry
WRC	-	-	Caramel Cherry
WIC	-	-	Crimson Cherry
WEC	-	-	Ebony Cherry
WHC	-	-	Honey Cherry
WOC	-	-	KoKo Cherry
WSC	-	-	Scotch Cherry
WEW	-	-	Executive Walnut
WRW	GRW	-	Gray Luster Walnut
WGW	-	-	Gunstock Walnut
WJW	-	-	Judicial Walnut
WNW	-	-	Natural Walnut
WTW	-	-	Studio Teak Walnut

3 SELECT AN EDGE

Edge Profile
Option Not Available

5 OPTIONS

DOOR

- D2: Door lock - \$95 per door
- D6: Delete Doors - n/c
- D9SC: Soft Close Door Hinges - \$15 per Door

DELETE CENTER PARTITION

- MOD30: Delete Center Partition / Add (2) Full Width Adj. Shelves - \$295
- When deleting Center partition (1) D2 Door lock should be specified.

FLUSH CUT

- FC-B: Flush Unit Both Sides(Facing) for Ganging - \$95
- FC-R: Flush Unit Right(Facing) for Ganging - \$95
- FC-L: Flush Unit Left (Facing) for Ganging - \$95

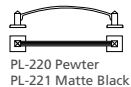
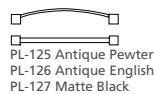
MOLDING

- DSM1: Delete Dentil Molding Only - n/c

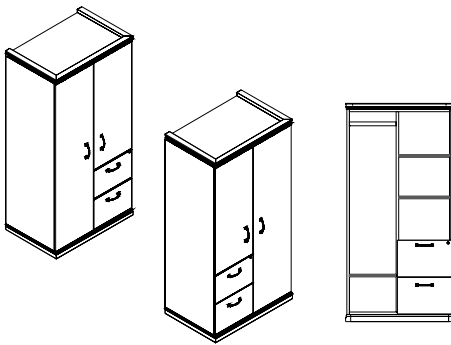
OPEN PLAN

- OPB: "W" "G" Style - Modify Unit for Open Plan Application - \$395

4 SELECT HARDWARE



VERTICAL FULL TOWER WARDROBE / FILE / STORAGE



FREESTANDING PANEL DOOR

STANDARD FEATURES

- 2 Adjustable shelves, 1 fixed
- Cornice with dentil molding
- Flush on one end so you can gang with overhead consoles/overhead bookcase hutches
- Full extension drawers - locking
- Hardwood base/cornice/dentil molding
- Prices include ganging mitre fit as specified
- Wardrobe w/ coat rod & hook

- Unit has black back panel and is not designed for Open Plan use. Select OPB Option for Open Plan application

NOTES

[CLICK HERE TO VIEW PRODUCT INDEX](#)

1 SELECT A STYLE

DIMENSIONS		STYLE NUMBER	LIST PRICE	STYLE NUMBER	LIST PRICE	STYLE NUMBER	LIST PRICE
W" x D" x H"	WGT	"W" Veneer Top Veneer Chassis		"G" High Pressure Laminate Top HPL Veneer Chassis		"M" Thermally Fused Laminate Top Thermally Fused Laminate Chassis	
Wardrobe Left							
36 x 24 x 73	350	PRA3673TW273W	5359	"G" Option N/A		"M" Option N/A	
Wardrobe Right							
36 x 24 x 73	350	PRA3673TW274W	5359	"G" Option N/A		"M" Option N/A	

2 SELECT A FINISH

"W" Veneer	"G" HPL	"M" TFL	
WAC	-	-	Amber Cherry
WRC	-	-	Caramel Cherry
WIC	-	-	Crimson Cherry
WEC	-	-	Ebony Cherry
WHC	-	-	Honey Cherry
WOC	-	-	KoKo Cherry
WSC	-	-	Scotch Cherry
WEW	-	-	Executive Walnut
WRW	GRW	-	Gray Luster Walnut
WGW	-	-	Gunstock Walnut
WJW	-	-	Judicial Walnut
WNW	-	-	Natural Walnut
WTW	-	-	Studio Teak Walnut

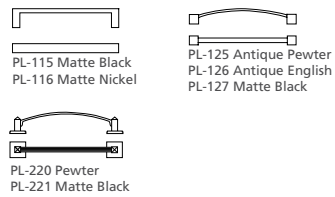
3 SELECT AN EDGE

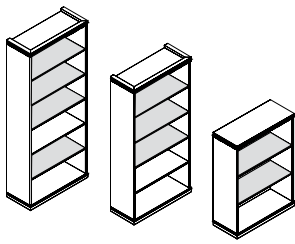
Edge Profile
Option Not Available

5 OPTIONS

- DOOR**
- D2: Door lock - \$95 per door
 - D6: Delete Doors - n/c
 - D9SC: Soft Close Door Hinges - \$15 per Door
- DRAWERS**
- P6: Modify File/File to Box/Box/File - \$50 per pedestal
- MOLDING**
- DSM1: Delete Dentil Molding Only - n/c
- OPEN PLAN**
- OPB: "W" "G" Style - Modify Unit for Open Plan Application - \$395

4 SELECT HARDWARE





FREESTANDING OPEN BOOKCASES

STANDARD FEATURES

- Hardwood base/cornice/dentil molding
- Interior shelf depth 12"
- "W" styles - 50" H units finished top, 73", 85" H units black painted top

NOTES

- Adjustable shelves are shaded
- Unit has black back panel and is not designed for Open Plan use. Select OPB Option for Open Plan application

[CLICK HERE TO VIEW PRODUCT INDEX](#)

1 SELECT A STYLE

DIMENSIONS		STYLE NUMBER	LIST PRICE	STYLE NUMBER	LIST PRICE	STYLE NUMBER	LIST PRICE
W" x D" x H"	WGT	"W" Veneer Top Veneer Chassis		"G" High Pressure Laminate Top Veneer Chassis		"M" Thermally Fused Laminate Top Thermally Fused Laminate Chassis	
30" Width							
30 x 15 x 85	165	PRA3085BK250W	2785	"G" Option N/A		"M" Option N/A	
30 x 15 x 73	160	PRA3073BK250W	2417	"G" Option N/A		"M" Option N/A	
30 x 15 x 50	110	PRA3050BK250W	2172	"G" Option N/A		"M" Option N/A	
36" Width							
36 x 15 x 85	185	PRA3685BK250W	3153	"G" Option N/A		"M" Option N/A	
36 x 15 x 73	180	PRA3673BK250W	2785	"G" Option N/A		"M" Option N/A	
36 x 15 x 50	120	PRA3650BK250W	2540	"G" Option N/A		"M" Option N/A	

2 SELECT A FINISH

"W" Veneer	"G" HPL	"M" TFL	Finish
WAC	-	-	Amber Cherry
WRC	-	-	Caramel Cherry
WIC	-	-	Crimson Cherry
WEC	-	-	Ebony Cherry
WHC	-	-	Honey Cherry
WOC	-	-	KoKo Cherry
WSC	-	-	Scotch Cherry
WEW	-	-	Executive Walnut
WRW	GRW	-	Gray Luster Walnut
WGW	-	-	Gunstock Walnut
WJW	-	-	Judicial Walnut
WNW	-	-	Natural Walnut
WTW	-	-	Studio Teak Walnut

3 SELECT AN EDGE

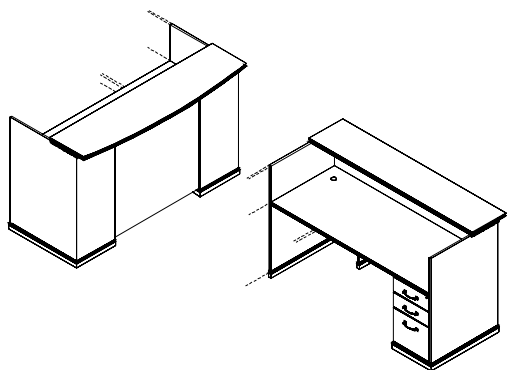
Edge Profile
Option Not Available

4 SELECT HARDWARE

Hardware Option Not Available

5 OPTIONS

- FLUSH CUT**
- FC-B: Flush Unit Both Sides(Facing) for Ganging - \$95
 - FC-R: Flush Unit Right(Facing) for Ganging - \$95
 - FC-L: Flush Unit Left (Facing) for Ganging - \$95
- INTERIOR CABINET LIGHTING**
- LEDPK starter kit includes Infeed, 1 Puck Interior Light and the ability to daisy chain up to 6 total Puck Lights
- LEDPK: LED Puck Starter Kit - \$295
 - PK: 1 LED Interior Light - \$125
- MOLDING**
- DSM1: Delete Dentil Molding Only - n/c
- OPEN PLAN**
- OPB: "W" "G" Style - Modify Unit for Open Plan Application - \$395
- SHELF**
- GS14F: Bookcase glass shelf 29" -35" - \$85 Each
 - S714F: Heavy Duty Lumber Core Shelves (Replaces Std. Shelves) - \$75 per shelf



BOX/BOX/FILE

STANDARD FEATURES

- 2 TM50 grommets
- Countertop 15"/18" bow or straight
- Foot storage shelf
- Full extension drawers - locking
- Hardwood bases
- Profile shaped countertop w/ dentil molding
- Soft close suspension drawer(s)

overhang counter

NOTES

- 15" Top End / 3" Overhang/ 6" Bowfront

[CLICK HERE TO VIEW PRODUCT INDEX](#)

1 SELECT A STYLE

DIMENSIONS		STYLE NUMBER	LIST PRICE	STYLE NUMBER	LIST PRICE	STYLE NUMBER	LIST PRICE
W" x D" x H"	WGT	"W" Veneer Top Veneer Chassis		"G" HPL High Pressure Laminate Top Veneer Chassis		"M" TFL Thermally Fused Laminate Top Thermally Fused Laminate Chassis	
Bowfront Countertop (Right Pedestal)							
72 x 30/36 x 44	420	PRA7244RP926W	5235	PRA7244RP926G	5235	"M" Option N/A	
66 x 30/36 x 44	395	PRA6644RP926W	5114	PRA6644RP926G	5114	"M" Option N/A	
Bowfront Countertop (Left Pedestal)							
72 x 30/36 x 44	420	PRA7244RP927W	5235	PRA7244RP927G	5235	"M" Option N/A	
66 x 30/36 x 44	395	PRA6644RP927W	5114	PRA6644RP927G	5114	"M" Option N/A	
Straight Overhang Countertop (Right Pedestal)							
72 x 30/33 x 44	420	PRA7244RP924W	4990	PRA7244RP924G	4990	"M" Option N/A	
66 x 30/33 x 44	395	PRA6644RP924W	4869	PRA6644RP924G	4869	"M" Option N/A	
Straight Overhang Countertop (Left Pedestal)							
72 x 30/33 x 44	420	PRA7244RP925W	4990	PRA7244RP925G	4990	"M" Option N/A	
66 x 30/33 x 44	395	PRA6644RP925W	4869	PRA6644RP925G	4869	"M" Option N/A	

C157R: Reception Counter Fabric (Choose Grade Below/Pricing Applies to All Sizes)

COM	COL	1	2	3	4	5	6	7	8	9	10	11/ L1	12	13/ L2
201	N/A	280	320	360	400	440	480	520	560	600	640	680	720	800

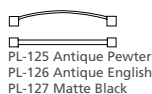
2 SELECT A FINISH 3 SELECT AN EDGE 5 OPTIONS

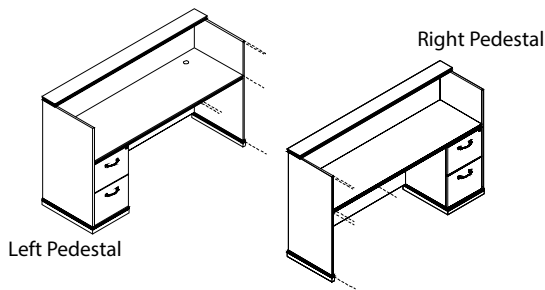
"W" Veneer	"G" HPL	"M" TFL	
WAC	GAC	-	Amber Cherry
WRC	-	-	Caramel Cherry
WIC	GIC	-	Crimson Cherry
WEC	-	-	Ebony Cherry
WHC	GHC	-	Honey Cherry
WOC	GOC	-	KoKo Cherry
WSC	-	-	Scotch Cherry
WEW	GEW	-	Executive Walnut
WRW	GRW	-	Gray Luster Walnut
WGW	-	-	Gunstock Walnut
WJW	-	-	Judicial Walnut
WNW	GNW	-	Natural Walnut
WTW	GTW	-	Studio Teak Walnut



- ACCESSORIES**
- K1: Center Drawer - \$275
 - K28: Articulating keyboard w/ mouse pad (Installed) - \$375
- GROMMETS (NON-STANDARD LOCATION)**
- Provide drawing w/ Grommet Location and Specify Color - \$90 ea.
- Black: TM30-NS
 - Silver: TM31-NS
 - Antique Brass: TM33-NS
- MOLDING**
- DSM1: Delete Dentil Molding Only - n/c

4 SELECT HARDWARE





FILE/FILE WITH BACK SHELF

STANDARD FEATURES

- 6" Shelf across back - no overhang
- Full extension drawers - locking
- Hardwood bases
- Profile work surface edge top
- Soft close suspension drawer(s)
- Vertical surface grommet - TM50 Black

NOTES

- Unit not designed for open plan use. Select OPB Option for Open Plan application

[CLICK HERE TO VIEW PRODUCT INDEX](#)

1 SELECT A STYLE

DIMENSIONS		STYLE NUMBER	LIST PRICE	STYLE NUMBER	LIST PRICE	STYLE NUMBER	LIST PRICE
W" x D" x H"	WGT	"W" Veneer Top Veneer Chassis		"G" HPL High Pressure Laminate Top Veneer Chassis		"M" TFL Thermally Fused Laminate Top Thermally Fused Laminate Chassis	
Left Pedestal							
72 x 24 x 44	320	PRA7244RP938W	4379	PRA7244RP938G	4379	"M" Option N/A	
66 x 24 x 44	295	PRA6644RP938W	4255	PRA6644RP938G	4255	"M" Option N/A	
Right Pedestal							
72 x 24 x 44	320	PRA7244RP939W	4379	PRA7244RP939G	4379	"M" Option N/A	
66 x 24 x 44	295	PRA6644RP939W	4255	PRA6644RP939G	4255	"M" Option N/A	

C157R: Reception Counter Fabric (Choose Grade Below/Pricing Applies to All Sizes)

COM	COL	1	2	3	4	5	6	7	8	9	10	11/ L1	12	13/ L2
201	N/A	280	320	360	400	440	480	520	560	600	640	680	720	800

2 SELECT A FINISH **3 SELECT AN EDGE** **5 OPTIONS**

"W" Veneer	"G" HPL	"M" TFL	
WAC	GAC	-	Amber Cherry
WRC	-	-	Caramel Cherry
WIC	GIC	-	Crimson Cherry
WEC	-	-	Ebony Cherry
WHC	GHC	-	Honey Cherry
WOC	GOC	-	KoKo Cherry
WSC	-	-	Scotch Cherry
WEW	GEW	-	Executive Walnut
WRW	GRW	-	Gray Luster Walnut
WGW	-	-	Gunstock Walnut
WJW	-	-	Judicial Walnut
WNW	GNW	-	Natural Walnut
WTW	GTW	-	Studio Teak Walnut



Flat 3 mm

ACCESSORIES

- K1: Center Drawer - \$275
- K28: Articulating keyboard w/ mouse pad (Installed) - \$375

DRAWER

- P6: Modify File/File to Box/Box/File - \$50 per pedestal
- P40B: extra Box/Box/File or File/File to Kneespace - \$985

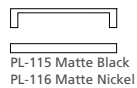
FLUSH CUT

- FC-B: Flush Unit Both Sides(Facing) for Ganging - \$95
- FC-R: Flush Unit Right(Facing) for Ganging - \$95
- FC-L: Flush Unit Left (Facing) for Ganging - \$95

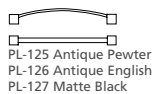
GROMMETS (NON-STANDARD LOCATION)

- Provide drawing w/ Grommet Location and Specify Color - \$90 ea.
- Black: TM30-NS
- Silver: TM31-NS
- Antique Brass: TM33-NS

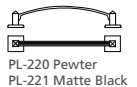
4 SELECT HARDWARE



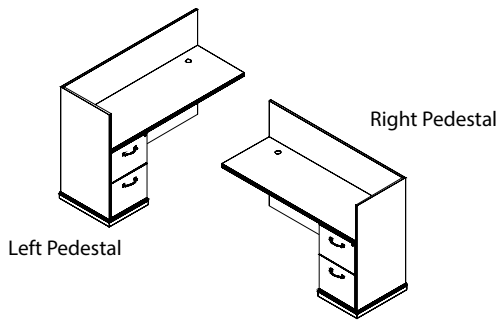
PL-115 Matte Black
PL-116 Matte Nickel



PL-125 Antique Pewter
PL-126 Antique English
PL-127 Matte Black



PL-220 Pewter
PL-221 Matte Black



FILE/FILE

STANDARD FEATURES

- Full extension drawers - locking
- Hardwood base
- Soft close suspension drawer(s)
- Vertical surface grommet - TM50 Black

NOTES

- Reception Returns Can Be Used For Open Plan

[CLICK HERE TO VIEW PRODUCT INDEX](#)

1 SELECT A STYLE

DIMENSIONS		STYLE NUMBER	LIST PRICE	STYLE NUMBER	LIST PRICE	STYLE NUMBER	LIST PRICE
W" x D" x H"	WGT	"W" Veneer Top Veneer Chassis		"G" High Pressure Laminate Top Veneer Chassis		"M" Thermally Fused Laminate Top Thermally Fused Laminate Chassis	
Left Pedestal							
60 x 24 x 42	215	PRA6042RP930W	3403	PRA6042RP930G	3403	"M" Option N/A	
54 x 24 x 42	205	PRA5442RP930W	3281	PRA5442RP930G	3281	"M" Option N/A	
48 x 24 x 42	195	PRA4842RP930W	3158	PRA4842RP930G	3158	"M" Option N/A	
42 x 24 x 42	180	PRA4242RP930W	3035	PRA4242RP930G	3035	"M" Option N/A	
Right Pedestal							
60 x 24 x 42	215	PRA6042RP931W	3403	PRA6042RP931G	3403	"M" Option N/A	
54 x 24 x 42	205	PRA5442RP931W	3281	PRA5442RP931G	3281	"M" Option N/A	
48 x 24 x 42	195	PRA4842RP931W	3158	PRA4842RP931G	3158	"M" Option N/A	
42 x 24 x 42	180	PRA4242RP931W	3035	PRA4242RP931G	3035	"M" Option N/A	

C154R: Reception Counter Fabric (Choose Grade Below/Pricing Applies to All Sizes)

COM	COL	1	2	3	4	5	6	7	8	9	10	11/ L1	12	13/ L2
167	N/A	232	264	296	328	360	392	424	456	488	520	552	584	648

2 SELECT A FINISH

"W" Veneer	"G" HPL	"M" TFL	
WAC	GAC	-	Amber Cherry
WRC	-	-	Caramel Cherry
WIC	GIC	-	Crimson Cherry
WEC	-	-	Ebony Cherry
WHC	GHC	-	Honey Cherry
WOC	GOC	-	KoKo Cherry
WSC	-	-	Scotch Cherry
WEW	GEW	-	Executive Walnut
WRW	GRW	-	Gray Luster Walnut
WGW	-	-	Gunstock Walnut
WJW	-	-	Judicial Walnut
WNW	GNW	-	Natural Walnut
WTW	GTW	-	Studio Teak Walnut

3 SELECT AN EDGE



Flat 3 mm

5 OPTIONS

ACCESSORIES

- K1: Center Drawer - \$275
- K28: Articulating keyboard w/ mouse pad (Installed) - \$375

DRAWER

- P6: Modify File/File to Box/Box/File - \$50 per pedestal
- P40B: extra Box/Box/File or File/File to Kneespace - \$985

FLUSH CUT

- FC-B: Flush Unit Both Sides(Facing) for Ganging - \$95
- FC-R: Flush Unit Right(Facing) for Ganging - \$95
- FC-L: Flush Unit Left (Facing) for Ganging - \$95

GROMMETS (NON-STANDARD LOCATION)

- Provide drawing w/ Grommet Location and Specify Color - \$90 ea.
- Black: TM30-NS
- Silver: TM31-NS
- Antique Brass: TM33-NS

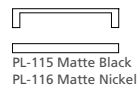
GROMMETS (VERTICAL SURFACE)

- Standard Location - \$45 ea.
- Black Plastic Vertical Surface: TM50-C (Bottom Center)
- Non-Standard Location - \$90 ea.
- Black Plastic Vertical Surface: TM50-NS

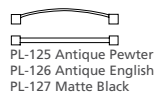
RECEPTION COUNTER FABRIC

- C157R: Reception Counter Fabric - 66" - 72" - \$275
- C154R: Reception Counter Fabric - 36" - 60" - \$195

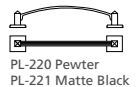
4 SELECT HARDWARE



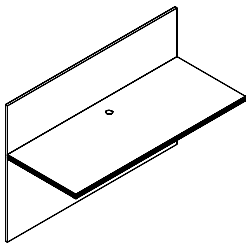
PL-115 Matte Black
PL-116 Matte Nickel



PL-125 Antique Pewter
PL-126 Antique English
PL-127 Matte Black



PL-220 Pewter
PL-221 Matte Black



FIXED BACK - "U" RECEPTION BRIDGE

STANDARD FEATURES

- 1 Standard grommet - matches pull finish or specify black TM30, silver TM31 or antique brass TM33

[CLICK HERE TO VIEW PRODUCT INDEX](#)

1 SELECT A STYLE

DIMENSIONS		STYLE NUMBER	LIST PRICE	STYLE NUMBER	LIST PRICE	STYLE NUMBER	LIST PRICE
W" x D" x H"	WGT	"W" Veneer Veneer Top Veneer Chassis		"G" HPL High Pressure Laminate Top Veneer Chassis		"M" TFL Thermally Fused Laminate Top Thermally Fused Laminate Chassis	
60 x 24 x 42	185	PRA6042RP164W	2300	PRA6042RP164G	2300	"M" Option N/A	
54 x 24 x 42	170	PRA5442RP164W	2178	PRA5442RP164G	2178	"M" Option N/A	
48 x 24 x 42	150	PRA4842RP164W	2055	PRA4842RP164G	2055	"M" Option N/A	
42 x 24 x 42	140	PRA4242RP164W	1933	PRA4242RP164G	1933	"M" Option N/A	

C157R: Reception Counter Fabric (Choose Grade Below/Pricing Applies to All Sizes)

COM	COL	1	2	3	4	5	6	7	8	9	10	11/ L1	12	13/ L2
201	N/A	280	320	360	400	440	480	520	560	600	640	680	720	800

2 SELECT A FINISH 3 SELECT AN EDGE 5 OPTIONS

"W" Veneer	"G" HPL	"M" TFL	
WAC	GAC	-	Amber Cherry
WRC	-	-	Caramel Cherry
WIC	GIC	-	Crimson Cherry
WEC	-	-	Ebony Cherry
WHC	GHC	-	Honey Cherry
WOC	GOC	-	KoKo Cherry
WSC	-	-	Scotch Cherry
WEW	GEW	-	Executive Walnut
WRW	GRW	-	Gray Luster Walnut
WGW	-	-	Gunstock Walnut
WJW	-	-	Judicial Walnut
WNW	GNW	-	Natural Walnut
WTW	GTW	-	Studio Teak Walnut



ACCESSORIES
 - K28: Articulating keyboard w/ mouse pad (Installed) - \$375

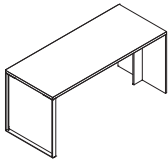
GROMMETS (NON-STANDARD LOCATION)
 Provide drawing w/ Grommet Location and Specify Color - \$90 ea.
 - Black: TM30-NS
 - Silver: TM31-NS
 - Antique Brass: TM33-NS

4 SELECT HARDWARE

Hardware
 Option Not
 Available

BASE MODIFICATIONS

RUNOFF SLEIGH BASE



STYLE NUMBER	LIST PRICE
24" Metal Sleigh Base SSB24	450
30" Metal Sleigh Base SSB30	475
36" Metal Sleigh Base SSB36	495

LIST PRICE	SPECIFICATIONS
450	- Metal Sleigh base - standard in silver finish
475	
495	

Available: - Central, NOT SO square, Spaces

COMPUTER SUPPORT

DELUXE SINGLE MONITOR ARM W/ USB POST



STYLE NUMBER
MA1952

LIST PRICE
495

SPECIFICATIONS
- (4) 2.0 USB Ports
- Post Length: 22-1/2"H, Post Base Requires 80mm Dia. Hole
- Spring Assist - Full Movement Arm, Arm Extends Up To 13 - 3/8"
- Supports Screens Up To 24", Swivels 180 degrees - Mount Plate Tilts 85 degrees
- Arm: Die Cast Aluminum

Notes
- Surface Factory Bored / Ready To Install

Available: - All DARRAN Collections

COMPUTER SUPPORT

DELUXE DOUBLE MONITOR ARM W/ USB POST



STYLE NUMBER
MA2952

LIST PRICE
795

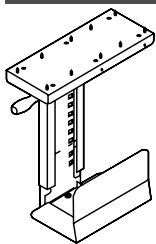
SPECIFICATIONS
- (4) 2.0 USB Ports
- Post Length: 22-1/2"H, Post Base Requires 80mm Dia. Hole
- Spring Assist - Full Movement Arm, Arm Extends Up To 13 - 3/8"
- Supports Screens Up To 24", Swivels 180 degrees - Mount Plate Tilts 85 degrees
- Arm: Die Cast Aluminum

Notes
- Surface Factory Bored / Ready To Install
- Can Accommodate Up To 4 Monitors By Ordering Extra Double Arms.
1 Extra Arm and 1 Double Clamp - Add\$305

Available: - All DARRAN Collections

COMPUTER SUPPORT

CPU RETRACTABLE CRADLE



STYLE NUMBER
K18

LIST PRICE
195

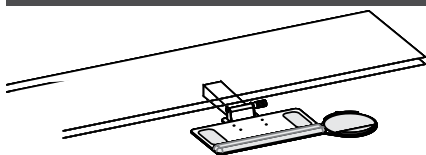
SPECIFICATIONS
- Black Metal CPU Carriage
- Full 360° swivel capability allows easy access to rear of CPU for cables / wires
- Track allows 8- 1/2" extension
- Width Adjustment 5-1/2" to 9-1/4"
- Height adjustment 14- 5/8" to 20- 1/2"
- Black epoxy finish

Notes
- Factory Installed

Available: - All DARRAN Collections

COMPUTER SUPPORT

ARTICULATING KEYBOARD TRAY



STYLE NUMBER

Factory Installed

K28

Field Installed

K28F

LIST PRICE

375

395

SPECIFICATIONS

- Adjusts effortlessly - A simple one-handed motion allows the keyboard to be repositioned instantly, without the use of locks or levers
- Encourages low-risk postures - Maximizes adjustability within a safe operating range.
- Will last a lifetime - Exceeds all applicable BIFMA Standards and comes with a lifetime guarantee.

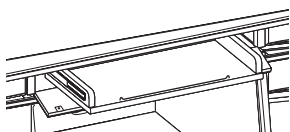
Notes

- Factory Installed (standard)
- FIELD INSTALL - \$395

Available: - All DARRAN Collections

COMPUTER SUPPORT

TRADITIONAL PULL-OUT DRAWER WITH KEYBOARD TRAY



STYLE NUMBER

K21

LIST PRICE

450

SPECIFICATIONS

- Traditional Pull-out Drawer w/Keyboard Tray

Available: - Jamestown

CONFERENCE DESK SUPPORT POST OPTIONS

WOOD DRUM



STYLE NUMBER

6" Diameter Drum

B6

LIST PRICE

395

SPECIFICATIONS

- Available in Walnut / Cherry / Maple
- Adjustable levelers
- Replaces standard metal round legs

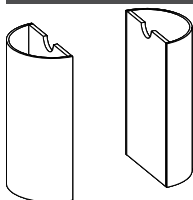
Notes

- Specify Finish

Available: - Central Park, NOT SO square

CONFERENCE DESK SUPPORT POST OPTIONS

WOOD HALF DRUM



STYLE NUMBER

8" Half Drum

HC08

16" Diameter Drum

HC16

LIST PRICE

695

895

SPECIFICATIONS

- Available in Walnut / Cherry / Maple
- Adjustable levelers

Notes

- Specify Finish

Available: - Central Park, NOT SO square, Richmond Park

CONFERENCE DESK SUPPORT POST OPTIONS

METAL OVAL "T" BASE



STYLE NUMBER

Silver

32MOTS

Black

32MOTB

LIST PRICE

595

595

SPECIFICATIONS

- 3" x 1" Aluminum square extrusion
- Leveler adjustment
- Oval Post

Available: - Silver or Black

DOOR MODIFICATIONS

SOFT CLOSE DOOR HINGE



STYLE NUMBER

D9SC

LIST PRICE

15 Per Door

SPECIFICATIONS

- Snap onto standard door hinge
- Requires (1) per door
- Max door height 43"
- Factory installed where specified
- Individually shipped for field installation

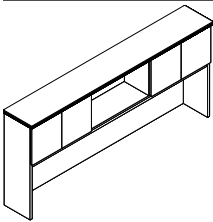
Notes

- Specify Each Item To Have Slow Close Feature

Available: - All DARRAN Collections

DOOR MODIFICATIONS

DELETE DOORS



STYLE NUMBER

D6

LIST PRICE

N/C

SPECIFICATIONS

- Standard Door overheads and cabinets can have door deleted for open access. Modification of hinge rails and structural components are made face ready.

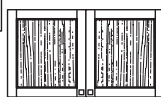
Available: - All DARRAN Collections

DOOR MODIFICATIONS

- REPLACE GLASS PANEL INSERT WITH VENEER PANEL INSERT



Glass Door



Wood Door

STYLE NUMBER

D35

LIST PRICE

30 per door

SPECIFICATIONS

- Replace glass panel insert with veneer panel insert

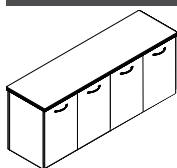
Notes

- Not Available on "M" skus
- Glass door has beveled glass
- Wood door w/ veneer insert - only available on "W" style

Available: - Capitol Park, Jamestown, Prado, Richmond Park

DOOR MODIFICATIONS

DELETE DOORS/REPLACE BLACK LAMINATE SHELF W/ FINISHED SHELF



STYLE NUMBER
D6A

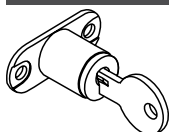
LIST PRICE
N/C

SPECIFICATIONS
- Delete doors and replace black laminate shelf with finished shelf

Available: - All Storage Credenzas ("W"/"G" Styles).
Excludes Rail.

DOOR MODIFICATIONS

PANEL DOOR LOCK



STYLE NUMBER
D2

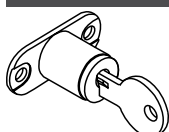
LIST PRICE
95 Per Door Set

SPECIFICATIONS
- Door Locks - 1 Door w/ Lock, Other Door w/ Catch Latch
- Contact Customer Service regarding limited lock locations and keying.

Available: - Panel Doors, Wood Frame Doors, and Silverluma doors

DOOR MODIFICATIONS

GLASS DOOR LOCK



STYLE NUMBER
D2-G

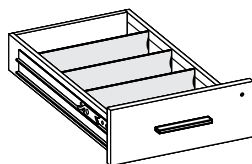
LIST PRICE
195 Per Door Set

SPECIFICATIONS
- Door Locks - 1 Door w/ Lock, Other Door w/ Catch Latch
- Contact Customer Service regarding limited lock locations and keying.

Available: - Glass Doors

DOOR MODIFICATIONS

BOX DRAWER ACCESSORIES



STYLE NUMBER
Wood Drawer Dividers w/ Clips
K-DIV
Single Tray - Utility Tray
K-Sut

LIST PRICE
SET OF 3 - 30

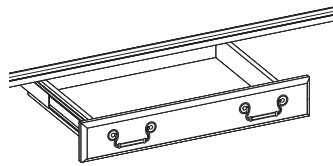
30 each

SPECIFICATIONS
- K-DIV Extra Wood Drawer Dividers with Clips, Top Box drawers standard with 1 divider
- K-SUT Single Tray - Utility Tray, Specify Legal or Letter drawer width

Available: - All DARRAN Collections. Excludes Rail.

DRAWER OPTIONS

TRADITIONAL CENTER DRAWER



STYLE NUMBER
K17
Add Skirt Option
K17-SK

LIST PRICE
225

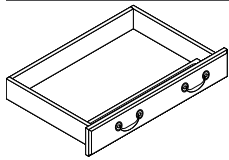
325

SPECIFICATIONS
- Standard on desks in Jamestown Collection. Optional center drawers available for bullet conference desk, kneespace credenzas and corner units. 3 ply hardwood drawer / dowel construction profile shaped drawer front. Specify pull choice.

Available: - Jamestown

DRAWER OPTIONS

FINISHED TRADITIONAL CENTER DRAWER



STYLE NUMBER
K30
Add Skirt Option
K30-SK

LIST PRICE
195

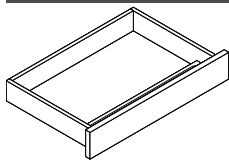
295

SPECIFICATIONS
- Veneer drawer front finished to match unit veneer. Edges are scalloped to match standard drawers.
- Standard with matching wood grain pencil tray
- Pulls selected to match unit installed

Available: - Richmond Park

DRAWER OPTIONS

FINISHED CENTER DRAWER



STYLE NUMBER
K31
Add Skirt Option
K31-SK

LIST PRICE
195

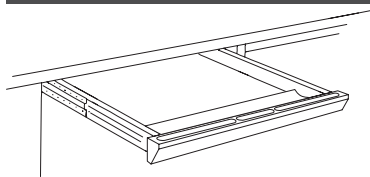
295

SPECIFICATIONS
- Veneer drawer front finished to match unit W or G style veneer.
- Ball bearing smooth operation
- Drawer has lifetime guarantee
- Standard with matching wood grain pencil tray
- Laminate drawer front to match laminate unit (M style)

Available: - Central Park, NOT SO square, Rail

DRAWER OPTIONS

PRADO/SPACES CENTER DRAWER - VENEER BOTTOM



STYLE NUMBER
Factory Installed
K1
Field Installed
K1BVF

LIST PRICE
275

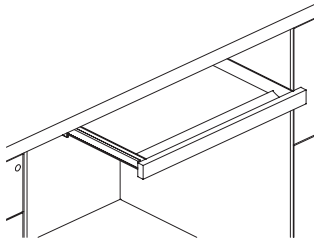
275

SPECIFICATIONS
- Solid hardwood front beveled and rounded with recessed pencil tray.

Available: - Prado, Spaces

DRAWER OPTIONS

CENTER DRAWER



STYLE NUMBER

Factory Installed

K1R

Field Installed

K1RF

LIST PRICE

275

275

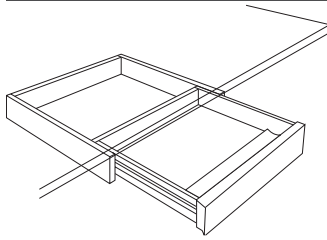
SPECIFICATIONS

- Center Drawer - Factory Installed, Center Drawer - Field Installed

Available: - Rift

DRAWER OPTIONS

CENTER DRAWER WITH SKIRT



STYLE NUMBER

Factory Installed

K2R

Field Installed

K2RF

Add Skirt Option

K2R-SK

LIST PRICE

375

375

475

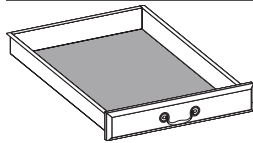
SPECIFICATIONS

- Center Drawer - Factory Installed, Center Drawer - Field Installed

Available: - Rift

DRAWER OPTIONS - BOTTOM COVER

BLACK DURA-LEATHER DRAWER BOTTOM COVERS



STYLE NUMBER

P2

LIST PRICE

75

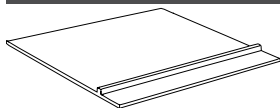
SPECIFICATIONS

- Center drawer and Box/Tray drawers are covered in Black Duraleather that adds a prestigious touch.

Available: - Jamestown

DRAWER OPTIONS - BOTTOM COVER

FELT BOTTOM CENTER DRAWER INSERT LINER



STYLE NUMBER

K3

LIST PRICE

95

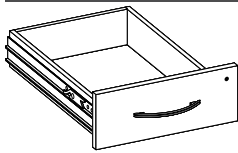
SPECIFICATIONS

- Inserts into center drawer and features divider for open pen and pencil storage. Removable for easy cleaning.
 - Adds a luxurious touch to center drawers.
 - Color: Dark Brown Coal

Available: - All DARRAN Collections. Excludes Rail.

DRAWER OPTIONS - UPGRADE

WOOD DRAWER UPGRADE



STYLE NUMBER
P33

LIST PRICE
40 Per Drawer

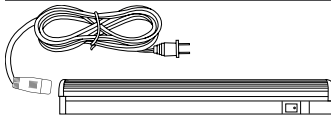
SPECIFICATIONS

- Dowel joint construction
- Hardwood veneer multi-ply drawer
- UV finish
- 1/4" Wood veneer bottoms
- File drawer bottoms are fiv block reinforced for heavy weight capacity
- Lifetime guaranteed

Available: - Central Park, Capitol Park, NOT SO square, Rail, Richmond Park

LIGHTING

LT-LED TASK LIGHT



STYLE NUMBER
24" Tasklight
LT-LED24
48" Tasklight
LT-LED48
60" Tasklight
LT-LED60
Linking Cable
LC22

LIST PRICE
90
165
180
20

SPECIFICATIONS

- Anodized aluminum finish
- Tilting beam allows adjustability
- Switch with dimming control
- 50,000 hour life
- 12V power drive standard with each task light 30 watt max

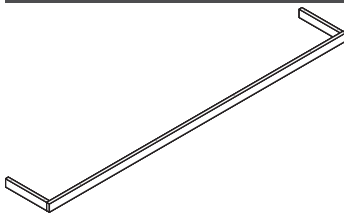
Notes

- LC22: 20" LT-LED Task light linking cable

Available: - All DARRAN Collections

LIGHTING

DELETE TASK LIGHT CONCEALMENT APRON RAIL



STYLE NUMBER
WAR-D

LIST PRICE
Deduct 125

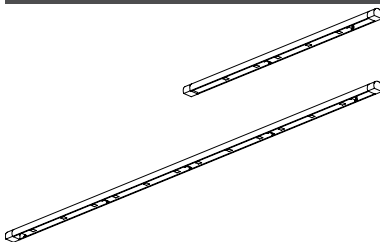
SPECIFICATIONS

- Delete Tasklight Concealment apron rail when a task light is not used on a wall hung unit

Available: - Wall Hung Units

LIGHTING

SLIM LINE ALUMINUM LED TASK LIGHT



STYLE NUMBER
24" Tasklight
LED24
48" Tasklight
LED48
60" Tasklight
LED60
Linking Package
DPC

LIST PRICE
315
445
555
Deduct 85 per task light

SPECIFICATIONS

- Anodized aluminum finish
- Tilting beam allows adjustability
- Switch with dimming control
- 50,000 hour life
- 12V power drive standard with each task light 30 watt max

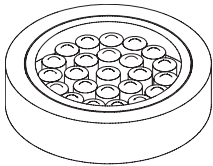
Notes

- Link multiple tasklights up to 30W of power wattage. Deletes 1 power drive

Available: - Rift and Spaces

LIGHTING

LED INTERIOR CABINET PUCK LIGHT



STYLE NUMBER

LIST PRICE

SPECIFICATIONS

Starter Kit

295

- Starter kit includes Infeed, 1 Puck Interior Light and the ability to daisy chain up to 6 total Puck Lights
- (1) LED Puck Light with 30W power drive and switch

LEDPK

1 LED Interior Puck Light

125

- Recessed fixture
- 12V linking cord 98"L
- Silver finish
- 50,000 hour life
- 2 watt per light

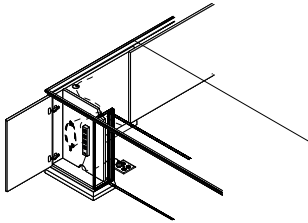
Notes

- Power drive included, Light only

Available: - Overhead/Tower Units with glass doors or no doors

PEDESTAL MODIFICATIONS

BREAKFRONT PEDESTAL WITH WIRE MANAGEMENT CAVITY DOOR



STYLE NUMBER

LIST PRICE

SPECIFICATIONS

PC10

95

- Hinged pedestal front door offers easy access for wire management

Power Supply Cordset

PD717

95

- Wire hooks provide wire coil storage
- Wire access openings allow access to floor, cabinets interior and kneespace
- Cabinet interior is black finish
- Top grommet is positioned over cavity for access ease
- (Power Strip Optional)

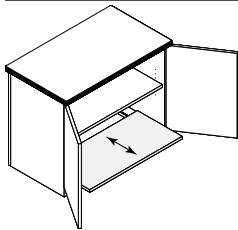
Notes

- Breakfront Chassis Only

Available: - All DARRAN Collections. Excludes Jamestown, Rail, Richmond, and Rift.

PEDESTAL MODIFICATIONS

BLACK LAMINATE PRINTER PULLOUT BOTTOM SHELF



STYLE NUMBER

LIST PRICE

SPECIFICATIONS

PPOS


214

- Black Laminate pullout shelf on suspension
- Black grommet
- Adjustable Shelf

Available: - All DARRAN Collections. Excludes Rail.

PEDESTAL MODIFICATIONS

ADD VENEER KNEESPACE CABINETS - BASE



STYLE NUMBER

LIST PRICE

SPECIFICATIONS

Add Box/Box/File or File/File

985

- Multi-file specify Box/Box Left or Right

P40B

Add Lateral File 29" W

P41B

1205

Notes

- Add additional Standard Cabinets To Kneespace Area.

Add Multi-File - 31"W

P42B

1205

Add Storage With Doors 29"W

P43B

1095

Add CPU /Printer Cabinet - Open

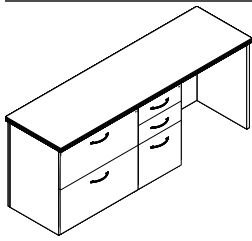
P44B

1095

Available: - Capitol Park, Jamestown, Prado, Richmond Park

PEDESTAL MODIFICATIONS

ADD VENEER KNEESPACE CABINETS - NO BASE



Available: - Central Park, NOT SO square

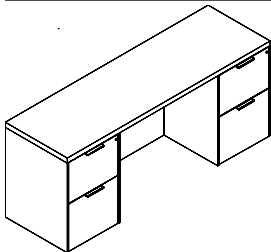
STYLE NUMBER	LIST PRICE
<i>Add Box/Box/File or File/File</i> P40W	875
<i>Add Lateral File 29" W</i> P41W	985
<i>Add Multi-File - 31"W</i> P42W	1095
<i>Add Storage With Doors 29"W</i> P43W	985
<i>Add CPU /Printer Cabinet - Open</i> P44W	985

SPECIFICATIONS
- Multi-file specify Box/Box Left or Right

Notes
- Add additional Standard Cabinets To Kneespace Area.

PEDESTAL MODIFICATIONS

ADD TECH VENEER KNEESPACE CABINETS - NO BASE



Available: - Rift

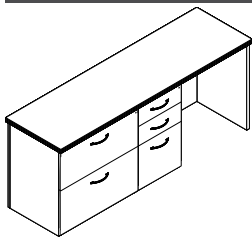
STYLE NUMBER	LIST PRICE
<i>Add Box/Box/File or File/File</i> P40T	1100
<i>Add Lateral File 29" W</i> P41T	1210
<i>Add Multi-File - 31"W</i> P42T	1320
<i>Add Storage With Doors 29"W</i> P43T	1210
<i>Add CPU /Printer Cabinet - Open</i> P44T	1210

SPECIFICATIONS
- Multi-file specify Box/Box Left or Right

Notes
- Add additional Standard Cabinets To Kneespace Area.

PEDESTAL MODIFICATIONS

ADD MELAMINE (TFL) KNEESPACE CABINETS - NO BASE



Available: - Central Park (TFL) and NOT SO square (TFL)

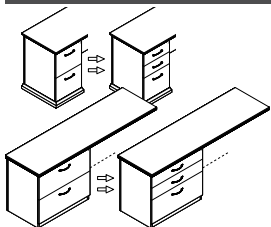
STYLE NUMBER	LIST PRICE
<i>Add Box/Box/File or File/File</i> P40M	688
<i>Add Lateral File 29" W</i> P41M	853
<i>Add Multi-File - 31"W</i> P42M	963
<i>Add Storage With Doors 29"W</i> P43M	765
<i>Add CPU /Printer Cabinet - Open</i> P44M	875

SPECIFICATIONS
- Multi-file specify Box/Box Left or Right

Notes
- Add additional Standard Cabinets To Kneespace Area.

PEDESTAL MODIFICATIONS

MODIFY DRAWER CONFIGURATIONS



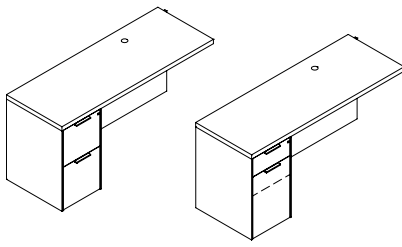
Available: - All DARRAN Collections. Excludes Rail.

STYLE NUMBER	LIST PRICE
<i>File/File to Box/Box/File</i> P6	50 per pedestal
<i>Box/Box/File to File/File</i> P6	50 per pedestal
<i>Lateral File to 2 Box Drawers</i> P8	95 per pedestal

SPECIFICATIONS
- Modify File/File To Box/Box/File - Any Unit

PEDESTAL MODIFICATIONS

MODIFY DRAWER CONFIGURATIONS



STYLE NUMBER

File/File to Box/Box/File

P6H

Lateral File to 2 Box Drawers

P8

LIST PRICE

95 per pedestal

95 per pedestal

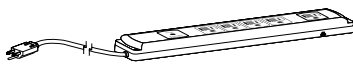
SPECIFICATIONS

- Modify File/File To Box/Hidden Box/File - Any Unit

Available: - Rift

POWER / DATA

POWER SUPPLY CORDSET



STYLE NUMBER

PD717

LIST PRICE

95

SPECIFICATIONS

- SIZE: 10.75"L x 2.0"W x 1.06"H

- (5) Outlets w/ 10' cord

- Surge suppression (720 Joules)

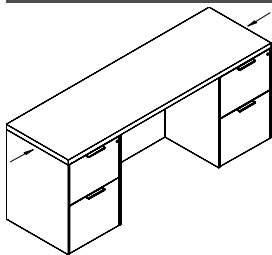
- 15 Amp breaker

- Available on: Vertical Panels, Cabinet Interiors, and under tops

Available: - All DARRAN Collections

PRODUCT MODIFICATIONS

MODIFY WIDTH - OPEN KNEESPACE



STYLE NUMBER

MOD-1

LIST PRICE

125

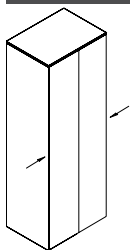
SPECIFICATIONS

- Modify width down on any unit with an open kneespace: desk, workstation credenza, bridge, return

Available: - All DARRAN Collections

PRODUCT MODIFICATIONS

MODIFY WIDTH - OPEN/CLOSED STORAGE



STYLE NUMBER

MOD-2

LIST PRICE

250

SPECIFICATIONS

- Modify width down on any unit with open or closed storage section: overheads, wall hung units, storage credenzas, towers

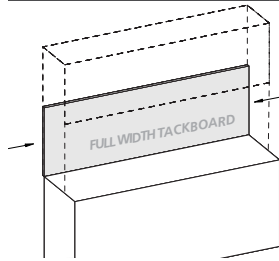
Available: - All DARRAN Collections

PRODUCT MODIFICATIONS **MODIFY WIDTH - OUTSIDE OF MOD-1, MOD-2**

STYLE NUMBER	LIST PRICE	SPECIFICATIONS
MOD-3	Contact Factory for Pricing	- Width modification outside of MOD-1 & MOD-2

Available: - All DARRAN Collections

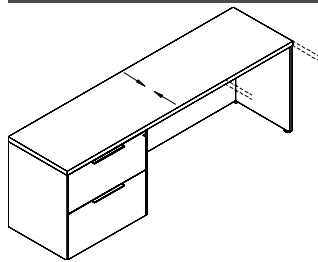
PRODUCT MODIFICATIONS **MODIFY WIDTH - TACKBOARD, SLAT WALL, VENEER PANEL, OR A GLASSBOARD**



STYLE NUMBER	LIST PRICE	SPECIFICATIONS
MOD-4	50	- Modify width down on tackboard, slat wall, veneer panel, or a overhead glassboard

Available: - All DARRAN Collections

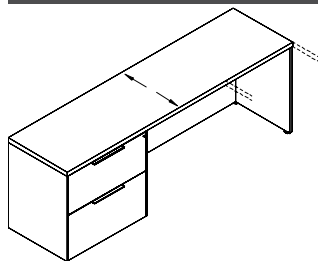
PRODUCT MODIFICATIONS **MODIFY DEPTH - DECREASE DEPTH**



STYLE NUMBER	LIST PRICE	SPECIFICATIONS
MOD-5	125	- Modify depth down (minimum depth for a unit with drawers is 21"D)
		Notes - Ex. 24" to 21", 30" to 24", and 36" to 30"

Available: - All DARRAN Collections

PRODUCT MODIFICATIONS **MODIFY DEPTH - INCREASE DEPTH**



STYLE NUMBER	LIST PRICE	SPECIFICATIONS
MOD-6	Add 10%	- Increase depth
		Notes - Ex. 24" to 30", 30" to 36", and 36" to 42"

Available: - All DARRAN Collections. Excludes Rift.

PRODUCT MODIFICATIONS *MODIFY HEIGHT*

STYLE NUMBER	LIST PRICE	SPECIFICATIONS
MOD-7	Contact Factory for Pricing	- Modify height of a unit

Available: - All DARRAN Collections

PRODUCT MODIFICATIONS *MODIFY CONFERENCE TABLE LENGTH AND WIDTH - 1 PIECE TOP*

STYLE NUMBER	LIST PRICE	SPECIFICATIONS
MOD-8	125	- Modify length/width down on a 1 piece table top

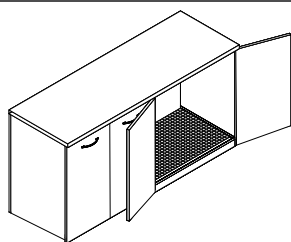
Available: - Conferencing

PRODUCT MODIFICATIONS *MODIFY CONFERENCE TABLE LENGTH AND WIDTH - 2/3 PIECE TOP*

STYLE NUMBER	LIST PRICE	SPECIFICATIONS
MOD-9	250	- Modify length/width down on a 2 or 3 piece table top

Available: - Conferencing

REFRIGERATOR MODIFICATION *REFRIGERATOR CABINET MODIFICATION*



STYLE NUMBER	LIST PRICE	SPECIFICATIONS
REF01	195	- Open back cutout for venting - Moisture sponge mat - Contaminate ledge - Contact customer service for maximum refrigerator size (Changes based on unit).

Available: - Storage Credenzas

SHAPED TOPS **OVERHEAD/WALL HUNG SHAPED TOP**

STYLE NUMBER	LIST PRICE	SPECIFICATIONS
99"W - 105"W		- Shaped tops for overheads and wall hungs
TOH-1	405	
58"W - 93"W		
TOH-2	315	
29"W - 47"W		
TOH-3	203	

Available: - Central Park, Rail

SHAPED TOPS **BOOKCASE SHAPED TOP**

STYLE NUMBER	LIST PRICE	SPECIFICATIONS
29"W - 35"W x 15"D		- 15" D Shaped tops for bookcases
TOH-4	203	- Shaped on front

Available: - Central Park, Rail

SHAPED TOPS **TOWER SHAPED TOP**

STYLE NUMBER	LIST PRICE	SPECIFICATIONS
16" Single Width Tower		- 24" deep shaped tops for towers
TOH-5	158	- Shaped on front
29"W - 46"W Tower		
TOH-6	203	

Available: - Central Park, Rail

SHAPED TOPS **WORKSURFACE SHAPED TOP**

STYLE NUMBER	LIST PRICE	SPECIFICATIONS
Shape Four Sides		- S4S Applies to desk, bridge or any freestanding unit. This adds shapes or copes to two sides (desk, bridges) or one side and back of units (returns).
S4S	50	
Shape Three Sides		- S3S Applies to credenza units. This adds shapes to the two sides.
S3S	50	- Credenzas are shaped front standard with flat back
		Notes
		- Desk, Freestanding and Credenza units will grow 1" in width due to adding shapes on ends of units.

Available: - Central Park

SHAPED TOPS

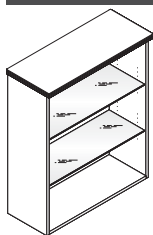
PREMIUM EDGE - SHAPED WORKSURFACE TOP

STYLE NUMBER	LIST PRICE	SPECIFICATIONS
<i>Shape Four Sides Premium Edge</i>		
S4S-PE	Add 10%	- S4S-PE Applies to desk, bridge or any freestanding unit. This adds shapes or copes to two sides (desk, bridges) or one side and back with hardwood rims (returns).
<i>Shape Three Sides Premium Edge</i>		
S3S-PE	Add 10%	- S3S-PE Shape Three Sides Premium Edge. Applies to credenza units. This adds shape to the two sides with hardwood rims.
* 10% Upcharge includes 5% for premium edge		<p>Notes</p> <ul style="list-style-type: none"> - Desk, Freestanding and Credenza units will grow 1" in width due to adding shapes on ends of units.

Available: - Central Park

SHELF MODIFICATIONS

GLASS SHELVES - TEMPERED FULL WIDTH 26" - 35"

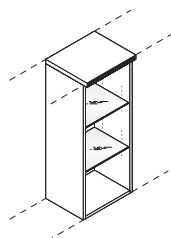


STYLE NUMBER	LIST PRICE	SPECIFICATIONS
<i>26"W - 35"W x 14"D Shelf</i>		
GS14F	85	- Glass Shelves Replace Wood Shelf In Open Or Glass Door Cabinet. Also Order Interior Cabinet Lighting.

Available: - All DARRAN Collections

SHELF MODIFICATIONS

TEMPERED GLASS SHELVES FOR HALF CABINET 17- 1/2" WIDTHS



STYLE NUMBER	LIST PRICE	SPECIFICATIONS
<i>14-1/2"W - 17- 1/2"W x 14"D Shelf</i>		
GS14H	65 ea	- Glass Shelves Replace Wood Shelf In Open Or Glass Door Cabinet. Also Order Interior Cabinet Lighting.

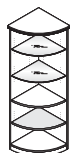
Notes

- Replace only adjustable shelves between cabinet light and fixed lower wood shelf.

Available: - All DARRAN Collections

SHELF MODIFICATIONS

CURVED CORNER GLASS SHELF



STYLE NUMBER	LIST PRICE	SPECIFICATIONS
GS14CC	85 ea	- Curved shelves feature glass retainer clips to prevent tipping

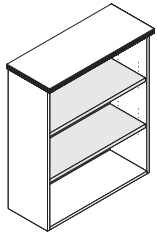
Notes

- Replace only adjustable shelves between cabinet light and fixed lower wood shelf.

Available: - All DARRAN Collections. Excludes Rail.

SHELF MODIFICATIONS

HEAVY DUTY SOLID WOOD BOOKCASE REPLACEMENT SHELVES



STYLE NUMBER
1" Wood Shelf 14" Deep
 S714F
1" Wood Shelf 24" Deep
 S714FX

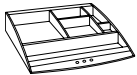
LIST PRICE
 75 ea
 150 each

SPECIFICATIONS
 - 1" Solid Lumber Core Shelves Replace Standard 3/4" Plywood
 Adjustable And Fixed Shelves

Available: - All DARRAN Collections. Excludes Rail.

SLAT WALL ACCESSORIES

SLAT WALL ACCESSORY TRAY



STYLE NUMBER
 SWA9

LIST PRICE
 45

SPECIFICATIONS
 - Specify Black Or Matte Silver

Available: - All DARRAN Collections. Excludes Rail.

SLAT WALL ACCESSORIES

SLAT WALL FOLDER TRAY



STYLE NUMBER
 SWA7

LIST PRICE
 45

SPECIFICATIONS
 - Specify Black Or Matte Silver

Available: - All DARRAN Collections. Excludes Rail.

SLAT WALL ACCESSORIES

SLAT WALL PAPER TRAY



STYLE NUMBER
 SWA2

LIST PRICE
 35

SPECIFICATIONS
 - Specify Black Or Matte Silver

Available: - All DARRAN Collections. Excludes Rail.

SLAT WALL ACCESSORIES

SLAT WALL PENCIL HOLDER



STYLE NUMBER
SWA4

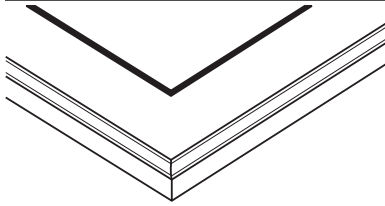
LIST PRICE
25

SPECIFICATIONS
- Specify Black Or Matte Silver

Available: - All DARRAN Collections. Excludes Rail.

SPECIALTY VENEER ACCENTS

BLACK EBONY WOOD INLAY IN ONE PIECE CONFERENCE TOP



STYLE NUMBER
One Piece Conference Top
T30
Two Piece Conference Top
T31

LIST PRICE
735

1480

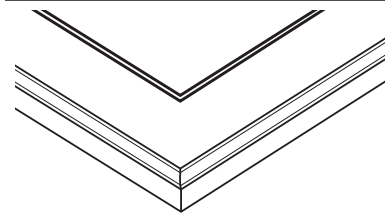
SPECIFICATIONS
- Standard veneer top is routed for Ebony wood inlay 1/8" x 3/16" width line. Inlay wood is miter jointed in the corners, hand fitted, glued and sanded flush with top veneer. Inlay forms a 3" border to top edge

Notes
- Hand fitted miter corner Black Ebony wood inlay installed in standard wood veneer tops

Available: - Conferencing Tops.

SPECIALTY VENEER ACCENTS

BLACK/WHITE/BLACK WOOD INLAY



STYLE NUMBER
One Piece Top
T30BWB
Two Piece Top
T31BWB

LIST PRICE
950

1795

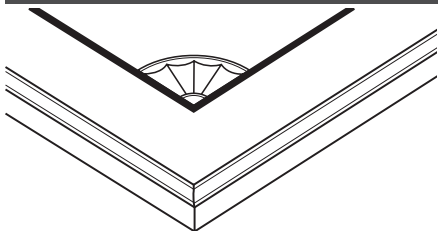
SPECIFICATIONS
- Standard veneer top is routed for wood inlay 1/8" x 3/16" width line. Each color is 1/16" wide. White inlay line is finished over providing a subtle contrast to line detail

Notes
- Hand fitted miter corner ebony-maple-ebony wood inlay installed in standard veneer top
- The center white line can be masked off preventing color stains from penetrating. Final top coats are applied over the white line.

Available: - Conferencing Tops

SPECIALTY VENEER ACCENTS

BLACK EBONY WOOD INLAY W/ WOOD FAN DETAIL - 1 PIECE CONFERENCE TABLE TOP



STYLE NUMBER
One Piece Top
T51
Two Piece Top
T52

LIST PRICE
1160

2110

SPECIFICATIONS
- Standard veneer top is routed for wood inlay 1/8" x 3/16" width line. With each 90 degree corner routed for Quarter circle fan inlays. Inlay fans combined with solid black inlay preserves an old traditional appearance. Fans are handcrafted from teakwood, rosewood, mahogany, and other exotic woods. Each piece of veneer is shaded by burning and is hand fitted to a perfect fan shape - truly and old world craft
- Conference tables: 4 fans, one in each corner per top section

Notes
- Hand fitted miter corner wood inlay and fan installed in standard veneer top
- Only available on square/ rectangle tops

Available: - Conferencing Tops

SPECIALTY VENEER ACCENTS

CROTCH MAHOGANY INFIELD WITH MITERED BORDER



STYLE NUMBER

- TCB-1 - 84 x 36/42
- TCB-2 - 72 x 36/42
- TCB-3 - 72 x 30/36

LIST PRICE

- 1895
- 1795
- 1695

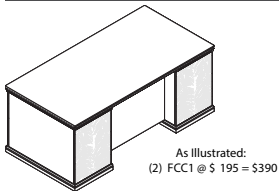
SPECIFICATIONS

- Center balanced butt and book matched crotch mahogany
- 35 sheen non-rubbed finish ensures maximum durability

Available: - Jamestown, Prado

SPECIALTY VENEER ACCENTS

CROTCH MAHOGANY DESK PEDESTAL FRONTS



Desk Approach
Pedestal Fronts

STYLE NUMBER

FCC1

LIST PRICE

195 per pedestal

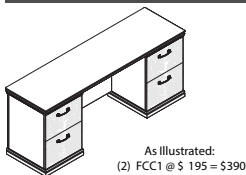
SPECIFICATIONS

- Center balanced butt and book matched crotch mahogany
- 35 sheen non-rubbed finish ensures maximum durability

Available: - Jamestown, Prado

SPECIALTY VENEER ACCENTS

CROTCH MAHOGANY DRAWER FRONTS



Box/Box/File or File/File
Drawer Fronts

STYLE NUMBER

FCC1

LIST PRICE

195 per pedestal

SPECIFICATIONS

- Center balanced butt and book matched crotch mahogany
- 35 sheen non-rubbed finish ensures maximum durability

Available: - Jamestown, Prado

SPECIALTY VENEER ACCENTS

CROTCH MAHOGANY DOUBLE WIDTH PANEL FRONTS



All Three Illustrations Represent: (1) FCC2 @ \$395

30-32-36 Width
FCC-2 \$395 per Panel Set

STYLE NUMBER

FCC2

LIST PRICE

395 per Panel Set

SPECIFICATIONS

- Center balanced butt and book matched crotch mahogany
- 35 sheen non-rubbed finish ensures maximum durability

Available: - Jamestown, Prado

SPECIALTY VENEER ACCENTS

CROTCH MAHOGANY DOUBLE WIDTH/ DOUBLE HEIGHT FRONTS



STYLE NUMBER
FCC3

LIST PRICE
895 per Panel Set

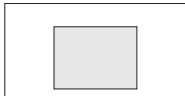
SPECIFICATIONS
- Center balanced butt and book matched crotch mahogany
- 35 sheen non-rubbed finish ensures maximum durability

Both Illustrations Represent:
(1) FCC3 @ \$895 - Panel Set
52" Center Balance Butt & Bookmatch
30-36 Width
FCC-3 \$895 per Panel Set

Available: - Jamestown, Prado

SPECIALTY VENEER ACCENTS

RECTANGLE INLAY - RECESSES DURA-LEATHER WRITING SURFACE



RECTANGLE INLAY

STYLE NUMBER
RL-29A

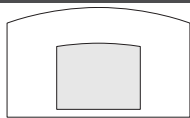
LIST PRICE
895

SPECIFICATIONS
- Recessed inlay desk pads are covered with Alomost Leather from Paul Brayton Designs.
- DARRAN will gladly custom quote other inlay materials ie: solid surfaces, biocomposites, metallic laminates, or genuine leather to match seating

Available: - All DARRAN Collections

SPECIALTY VENEER ACCENTS

BOWFRONT INLAY - RECESSES DURA-LEATHER WRITING SURFACE



BOWFRONT INLAY

STYLE NUMBER
RL-31A


LIST PRICE
995

SPECIFICATIONS
- Recessed inlay desk pads are covered with Alomost Leather from Paul Brayton Designs.
- DARRAN will gladly custom quote other inlay materials ie: solid surfaces, biocomposites, metallic laminates, or genuine leather to match seating

Available: - All DARRAN Collections

SPECIALTY VENEER ACCENTS

RECTANGLE INLAY - EBONY HARDWOOD INLAY DETAIL



RECTANGLE INLAY

STYLE NUMBER
T10SA

LIST PRICE
895

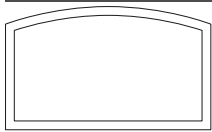
SPECIFICATIONS
- 3/16" x 3/16" thick hardwood ebony inlay is handfitted and glued into routed top and sanded flush with surface
- Inlay is finished over with all finish steps

Notes
- Ebony inlay not recommended in: Koko Cherry

Available: - All DARRAN Collections

SPECIALTY VENEER ACCENTS

BOWFRONT INLAY - EBONY HARDWOOD INLAY DETAIL



CURVED INLAY

STYLE NUMBER
T11SA

LIST PRICE
995

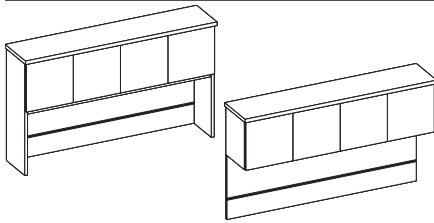
SPECIFICATIONS
- 3/16" x 3/16" thick hardwood ebony inlay is handfitted and glued into routed top and sanded flush with surface
- Inlay is finished over with all finish steps

Notes
- Ebony inlay not recommended in: Koko Cherry

Available: - All DARRAN Collections

TOOL CHANNEL ACCESSORIES

RECESSED ALUMINUM TOOL CHANNEL



STYLE NUMBER
ATB02

LIST PRICE
5 per 1"W


SPECIFICATIONS
- Anodized aluminum finish
- Fully recessed
- Finish matches anodized aluminum accessories
- Can be specified with fabric tack surface mounted above channel

Notes
- If using tool channel with wallhung overhead, a veneer panel must be specified.

Available: - All DARRAN Collections. Excludes Rail.

TOOL CHANNEL ACCESSORIES

FILE HOLDER



STYLE NUMBER
ATB37

LIST PRICE
105

SPECIFICATIONS
- For Console/Wall Hung Back Panels With Optional Tool Bar
- 18 Gauge Steel - Stamp Formed
- Silver Powderdercoat Finish

Available: - All DARRAN Collections. Excludes Rail.

TOOL CHANNEL ACCESSORIES

IPHONE HOLDER



STYLE NUMBER
ATB31


LIST PRICE
120

SPECIFICATIONS
- For Console/Wall Hung Back Panels With Optional Tool Bar
- 18 Gauge Steel - Stamp Formed
- Silver Powderdercoat Finish
- 5" x 3 -3/4"W
- Non-slip Neoprene pad

Available: - All DARRAN Collections. Excludes Rail.

TOOL CHANNEL ACCESSORIES

LARGE SHELF



STYLE NUMBER
ATB35


LIST PRICE
125

SPECIFICATIONS
- 12"W x 10"D

Available: - All DARRAN Collections. Excludes Rail.

TOOL CHANNEL ACCESSORIES

PENCIL PEN HOLDER



STYLE NUMBER
ATB38

LIST PRICE
115

SPECIFICATIONS
- For Console/Wall Hung Back Panels With Optional Tool Bar
- 18 Gauge Steel - Stamp Formed
- Silver Powderdercoat Finish
- 5"H x 4"W x 4"D

Available: - All DARRAN Collections. Excludes Rail.

TOOL CHANNEL ACCESSORIES

SMALL SHELF



STYLE NUMBER
ATB36


LIST PRICE
110

SPECIFICATIONS
- 12"W x 6 -3/4"D

Available: - All DARRAN Collections. Excludes Rail.

TOOL CHANNEL ACCESSORIES

TABLET HOLDER



STYLE NUMBER
ATB30

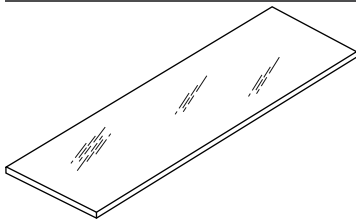
LIST PRICE
135

SPECIFICATIONS
- For Console/Wall Hung Back Panels With Optional Tool Bar
- 18 Gauge Steel - Stamp Formed
- Silver Powderdercoat Finish
- 10" x 8"W
- Non-slip Neoprene pad

Available: - All DARRAN Collections. Excludes Rail.

TOP MODIFICATION

1/4" RECTANGLE SOFT ETCH GLASS RUNOFF WORKSURFACE



STYLE NUMBER

SEGW8436
 SEGW8430
 SEGW7836
 SEGW7830
 SEGW7230
 SEGW6630
 SEGW6030

LIST PRICE

2210
 1870
 2070
 1750
 1630
 1515
 1395

SPECIFICATIONS

- 1/4" Soft etch glass
- Back painted white glass

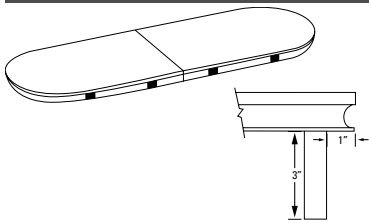
Notes

- Additional colors can be custom quoted. Contact factory for pricing.

Available: - Rift Runoff Worksurface

TOP MODIFICATION

TOP APRON RAIL



STYLE NUMBER

TAR

LIST PRICE

Add 10% to top price for apron only

SPECIFICATIONS

- 3 x 3/4 thick apron rail is set back under top 1"
- Apron rail is recommended for fixed port installation for power/data support.

Notes

- Select power/data support separately.
- See power options for available apron power: UDT2/VD-SM

Available: - Conferencing Tops Only

TOP MODIFICATION

TOP APRON RAIL



STYLE NUMBER

TAR-M

LIST PRICE

Add 15% (Apron rail with beltline detail)

SPECIFICATIONS

- Traditional with apron rail and molding - available in Cherry and Walnut.


Notes

- Select power/data support separately.
- See power options for available apron power: UDT2/VD-SM

Available: - Conference tops only

WIRE MANAGEMENT

HORIZONTAL J-CHANNEL WIRE MANAGEMENT RACEWAY



STYLE NUMBER

W1

LIST PRICE

75 Per 4 Foot Section

SPECIFICATIONS

- 4' section for field installation.
- The "J" shape black thermoplastic wire raceway may be added to specified worksurface tops to provide concealed channeling of wires to and from worksurface grommets. For use in open kneespace areas, raceway is attachable to top of back panel with pan head screws. Interior dimensions are 1" x 1- 1/2" providing ample storage for multiple wires and excess cable. Front of raceway flexes out for easy cord insertion.

Notes

- Units w/ Wire Channel Standard.
- Field Installation

Available: - All DARRAN Collections.

WIRE MANAGEMENT

HORIZONTAL U-CHANNEL WIRE MANAGEMENT RACEWAY



STYLE NUMBER

W2A

LIST PRICE

75 Per 4 Foot Section

SPECIFICATIONS

- 4' section for field installation.

Notes

- Units w/ Wire Channel Standard.
- Field Installation

Available: - All DARRAN Collections.

WIRE MANAGEMENT

COIL WIRE MANAGER



STYLE NUMBER

W18

LIST PRICE

150

SPECIFICATIONS

- Weighted Base, Table attachment plate
- 39- 1/2" Length
- Black

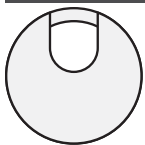
Notes

- Location

Available: - All DARRAN Collections.

WIRE MANAGEMENT

STANDARD LOCATION GROMMETS - FACTORY INSTALLED



STYLE NUMBER

Standard Location Grommet

Black

TM30

Silver

TM31

Antique Brass

TM33

White

TM34

LIST PRICE

45

45

45

45

SPECIFICATIONS

- 1 -5/8" Metal Grommet

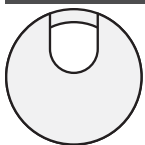
Notes

- *Units w/ Grommets Standard Are Noted Under Standard Features. Grommets Match Pull Finish - Standard (Unless Specified Otherwise)

Available: - All DARRAN Collections.

WIRE MANAGEMENT

NON-STANDARD LOCATION GROMMETS - FACTORY INSTALLED



STYLE NUMBER

Non-Standard Location Grommet

Black

TM30 -NS

Silver

TM31 -NS

Antique Brass

TM33 -NS

White

TM34 -NS

LIST PRICE

90

90

90

90

SPECIFICATIONS

- 1 -5/8" Metal Grommet

Notes

- *Units w/ Grommets Standard Are Noted Under Standard Features. Grommets Match Pull Finish - Standard (Unless Specified Otherwise)

Available: - All DARRAN Collections

WIRE MANAGEMENT

BLACK PLASTIC VERTICAL SURFACE GROMMETS - FACTORY INSTALLED

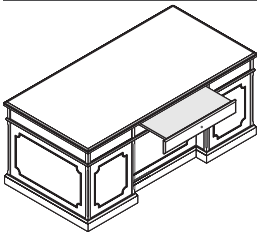


STYLE NUMBER	LIST PRICE	SPECIFICATIONS
<i>Standard Location Grommet</i>		- 2 " Black Plastic Grommet
TM50-C	45	Notes - Standard Location is Bottom Center
<i>Non-Standard Location Grommet</i>		
TM50-NS	90	

Available: - All DARRAN Collections

WORKSTATION

CLIENT PULLOUT WRITING SHELF



STYLE NUMBER	LIST PRICE	SPECIFICATIONS
CP-1	425	- CP-1: Client pull-out writing shelf for executive chassis desk
CP-2	625	- CP-2: Client pull-out writing shelf for conference desk

Available: - Jamestown

AIRCHARGE WIRELESS CHARGING GROMMET

STYLE NUMBER	LIST PRICE
ACWG WIRELESS GROMMET	\$575
ACWR WIRELESS RECEIVER W/ LIGHTNING CABLE	\$170



AirCharge Wireless Grommet

SPECIFICATIONS

- AirCharge offers a convenient way to charge any Qi compatible smartphone or device without the need to carry charging cables or find an available power outlet. Devices not equipped with the Qi technology, can be adapted to accept a charge from the grommet with the AirCharge Wireless Receiver.
- Size: 3.33" DIA x .75"D
- Compatible with an Qi rated device, Contact Customer Service for compatibility list
- Non-Qi device can be adapted to accept AirCharge unit with an ACWR AirCharge Wireless Receiver (compatible with iPhone)
- Surface Mount
- 78" Cord
- Standard Black Aluminum Finish; Available in White Aluminum or Black Finish upon request

AVAILABLE

- All Darran Collections



iphone w/ ACWR



Black Aluminum

Black Finish

White Aluminum

COVE POWER UNIT - NON-LINKING

STYLE NUMBER	LIST PRICE
 PD COVE PLUG Non-Linking Version	\$550

SPECIFICATIONS

- Size 5.75" L x 2.5" W
- (2) 15 Amp Receptacles and (2) USB charging ports
- Surface Mount
- 108" Cord
- Standard Silver Finish, Available in White or Black Finish upon request
- ETL Listed

AVAILABLE

- All Darran Collections



COVE POWER UNIT WITH DAISYLINK

STYLE NUMBER

LIST PRICE

STARTER UNITS



COV-DCH HARDWIRED

\$710

Includes (1) Cove unit with Hardwire Infeed - 120"



COV-DCP PLUG

\$800

Includes (1) Cove unit with Plug infeed - Includes 72" Cord and 32" Infeed Jumper for 104" total cord infeed

ADDITIONAL LINKING UNITS

COV-DCL

\$575 EACH

Includes Linking Cove unit and Jumper up to 96", cable length determined by the top size

SPECIFICATIONS


- Size: 5.75" L x 2.5" W
- (2) 15 Amp Receptacles and (2) 2.1 Amp USB charging ports
- Surface Mount
- Max Daisy Chain - Hardwire - (9) units; Plug/Corded - (4) units
- Standard Silver Finish, Available in White or Black Finish upon request
- ETL Listed



AVAILABLE

- All Darran Collections

COVE CORDED SERIES

STYLE NUMBER	LIST PRICE
 PD-COVE-PKO	\$800

**SPECIFICATIONS**

- Size 9.5" L x 2.5" W x 3.18" D
- (2) Power Receptacles, (2) 2.1 Amp USB charging ports and (1) Telecom Plate Knockout
- Surface Mount
- 108" Cord
- Standard Silver Finish, Available in White or Black Finish upon request
- ETL Listed

AVAILABLE




- All Darran Collections

TELECOM PLATES

THIS POD CAN HAVE UP TO 1 TOTAL PLATES

STYLE NUMBER	LIST PRICE
RJ45 (1)	\$35
RJ45 (2)	\$70
RJ45 (3)	\$105
USB (1)	\$70
USB (2)	\$140
RJ11/RJ45	\$70
RJ45/USB	\$105
RJ45/HDMI	\$190
HDMI/DVI	\$325
HDMI/USB	\$205
HDMI/VGA	\$240
VGA/MINI-STEREO	\$155
VGA/USB	\$175

PDFAA FLUSH DATA BAY ANODIZED ALUMINUM DOOR

	STYLE NUMBER	LIST PRICE
	PDFAA-H Hardwired	\$1195
	PDFAA-C Plug	\$1195
	PDFAA-DC Daisy Chain	\$1395

Features convenience plug on bottom - Max Daisy chain (4) units
 - Specify hardwired or plug for the first unit in series, daisy chained units will have a plug for connection through convenience plug.

SPECIFICATIONS

- Size 13.75"L x 6.375"W x 2.85"D
- (4) 15 Amp receptacles
- Surface Mount
- Standard Interior Black Finish
- Specify up to (4) Telecom Plates; (2) on side and (2) on bottom
- Corded units are UL Listed and CSA Certified. Hardwired Units are CSA Certified



AVAILABLE




- All Darran Collections
- Excludes Rail, Grove

TELECOM PLATES

THIS POD CAN HAVE UP TO 4 TOTAL PLATES

STYLE NUMBER	LIST PRICE
RJ45 (1)	\$35
RJ45 (2)	\$70
RJ45 (3)	\$105
USB (1)	\$70
USB (2)	\$140
RJ11/RJ45	\$70
RJ45/USB	\$105
RJ45/HDMI	\$190
HDMI/DVI	\$325
HDMI/USB	\$205
HDMI/VGA	\$240
VGA/MINI-STEREO	\$155
VGA/USB	\$175

PDFAF FLUSH DATA BAY FROSTED GLASS DOOR WITH DAISYLINK

	STYLE NUMBER	LIST PRICE
	PDFAF-H HARDWIRED	\$1095
	PDFAF-C PLUG	\$1095
	PDFAF-DC DAISY CHAIN	\$1295

Features convenience plug on bottom - Max Daisy chain (4) units
 - Specify hardwired or plug for the first unit in series, daisy chained units will have a plug for connection through convenience plug.



SPECIFICATIONS

- Size 13.75"L x 6.375"W x 2.85"D
- (4) 15 Amp receptacles
- Surface Mount
- Standard Interior Black Finish
- Specify up to (4) Telecom Plates; (2) on side and (2) on bottom
- Corded units are UL Listed and CSA Certified. Hardwired Units are CSA Certified

AVAILABLE

- All Darran Collections
- Excludes Rail, Grove



TELECOM PLATES

THIS POD CAN HAVE UP TO 4 TOTAL PLATES

STYLE NUMBER	LIST PRICE
RJ45 (1)	\$35
RJ45 (2)	\$70
RJ45 (3)	\$105
USB (1)	\$70
USB (2)	\$140
RJ11/RJ45	\$70
RJ45/USB	\$105
RJ45/HDMI	\$190
HDMI/DVI	\$325
HDMI/USB	\$205
HDMI/VGA	\$240
VGA/MINI-STEREO	\$155
VGA/USB	\$175

REEF POWER UNIT WITH DAISYLINK

STYLE NUMBER

LIST PRICE



REF310 PLUG

\$1100

SPECIFICATIONS

- Size 16.1”L x 6.25”W x 4.89”D
- (3) 120V Receptacles, (2) USB charging ports and (2) Knockouts for RJ45 Data Ports
- Surface Mount
- 108” Cord
- Features Convenience Plug on bottom of unit that allows for max (3) Daisy Chain
- Standard Black Finish, Available in White or Silver Finish upon request
- Additional Telecom Plate Knockout
- When used with Grove Tables an additional \$350 LIST will apply for the special cutout required.
- RJ45 for Knockouts not required. If not ordered a small hole will be present in this this location
- ETL Listed

AVAILABLE

- Grove
- Conferencing



TELECOM PLATES

THIS POD CAN HAVE UP TO 1 TOTAL PLATES

STYLE NUMBER	LIST PRICE
RJ45 (1)	\$35
RJ45 (2)	\$70
RJ45 (3)	\$105
USB (1)	\$70
USB (2)	\$140
RJ11/RJ45	\$70
RJ45/USB	\$105
RJ45/HDMI	\$190
HDMI/DVI	\$325
HDMI/USB	\$205
HDMI/VGA	\$240
VGA/MINI-STEREO	\$155
VGA/USB	\$175



SECLUSION CORDED POWER UNIT NON-LINKING

STYLE NUMBER

LIST PRICE



P2SECL

\$245

Choose from plate mount or clamp mount (seen in photo)

SPECIFICATIONS

- Size: 3.5"L x 2.2"D x 2.5"H
- (2) Power Receptacles
- Worksurface Clamp Mount or Plate Under Surface Mount
- Clamp Accessory accommodates table thickness up to 2"
- 72" Cord
- Standard Silver Finish, Black Finish available upon request
- UL/UCL Listed


AVAILABLE

- All Darran Collections



Clamp Mount

UDT POWER UNIT - NON-LINKING

STYLE NUMBER	LIST PRICE
 UDT2/VD-SM PLUG Non-Linking	\$350



SPECIFICATIONS

- Size 6.5"L x 2.81"D x 1.26"H
- (2) Power receptacles and (1) Telecom Plate Cutout
- Side Mount, if Top Mount is required contact customer service
- 72" Cord
- Standard Black Powdercoat Finish
- Used in Apron Rails
- UL Listed

AVAILABLE


- Conferencing Apron Rails

TELECOM PLATES

THIS POD CAN HAVE UP TO 1 TOTAL PLATES

STYLE NUMBER	LIST PRICE
RJ45 (1)	\$35
RJ45 (2)	\$70
RJ45 (3)	\$105
USB (1)	\$70
USB (2)	\$140
RJ11/RJ45	\$70
RJ45/USB	\$105
RJ45/HDMI	\$190
HDMI/DVI	\$325
HDMI/USB	\$205
HDMI/VGA	\$240
VGA/MINI-STEREO	\$155
VGA/USB	\$175

VILLA POWER UNIT - NON-LINKING

STYLE NUMBER	LIST PRICE
 VIL-C PLUG Non-Linking	\$515

SPECIFICATIONS

- Size: Top Grommet 5.68"L X 3.39"W; Under Top 12"L x 3.13"W x 3.08"D
- (2) Power receptacles; (2) USB charging ports and (1) Knockouts for RJ45 Data Ports
- Surface Mount
- 72" Cord (Longer cord available, contact Customer Service)
- Standard Silver Finish, Black Finish available upon request
- UL or ETL Certified

AVAILABLE

- All Darran Collections
- Excludes Grove

RJ45 KNOCKOUT

STYLE NUMBER	LIST PRICE
RJ45 (1)	\$35



VILLA POWER UNIT WITH DAISYLINK

STYLE NUMBER LIST PRICE

STARTER UNITS



VIL-DCH HARDWIRED \$600
Includes (1) Villa unit with 120" Hardwire Infeed



VIL-DCP PLUG \$695
Includes (1) Villa with Plug Infeed - Includes 72" Cord and 32" Infeed Jumper for 104" total cord infeed

ADDITIONAL LINKING UNITS

VIL-DCL ADDITIONAL \$590
(Includes linking Villa and Jumper cable up to 96")

SPECIFICATIONS

- Size: Top Grommet 5.68" L X 3.39"W; Under Top 12"L x 3.13"W x 3.08"D
- (4) Power receptacles; (2) surface and (2) undersurface, (2) 2.1A USB charging ports and (1) Knockout for RJ45 Data Port
- Surface Mount
- Daisy Chain - Hardwire Max (10) Units, Plug/Corded Max (5) Units
- Standard Silver Finish, Black Finish available upon request
- UL or ETL Certified

AVAILABLE

- All Darran Collections
- Excludes Grove



RJ45 KNOCKOUT

STYLE NUMBER	LIST PRICE
RJ45 (1)	\$35